

CATALOGUE

[office]

executive office
work station
conference room
waiting room
children's room

seating for all environments




[CONTENTS]

alphabetical order

124 @-MOTION	144 ENJOY	83 MANAGER	80 SABIO
140 AIRGO	239 ERYK	83 MANAGER EXTRA	202 SALSA
30 AMADEUS	212 ESPACIO	83 MANAGER KD	200 SAMBA
228 AMIGO	182 FANO	150 MASTER	160 SAMBA II GTP
233 ARIOSIO	86 FENIKS	209 MEDEA	164 SATURN
241 ARIZONA	84 FIKUS	87 MEFISTO 2002	74 SENATOR
48 ARTUS	84 FIKUS STEEL	68 METEOR	167 SENIOR
235 ASCONA	184 FIUGGI	152 MIND	238 SIMPLE
58 ASTRO	163 FLEX	86 MINISTER	94 SIT.NET
190 ATHENA	186 FONDO	153 MINISTYLE	90 SIT.ON
206 ATRIUM	40 FORMULA	81 MIRAGE	162 SMART
230 BETA	60 GALAXY	81 MIRAGE EXTRA	167 SMART RB
210 BINGO	122 GEM	81 MIRAGAE STEEL	38 SONATA
160 BINGO GTP	148 GENER@TION	132 MONTANA	76 STAR
98 BIZZI	166 GOLIAT	82 NADIR	170 STEP
159 BOBI	194 HELLO!	82 NADIR EXTRA	162 STILLO
136 BOLERO II	233 IBIS	82 NADIR STEEL	231 STYL
86 BOMBA	233 IBIS ARM	165 NEGRO	85 SWING
214 CAFE II	164 IDEA	138 NEO II	84 SWING EXTRA
214 CAFE III	118 I-LINE	44 NEO LUX	234 SYLWIA S
214 CAFE IV	50 INDIANA	34 NEXT_U	120 TAKTIK
215 CAFE V	142 INSPIRE	70 NOVA	146 T-BAR
215 CAFE VI	24 INTRATA ELEMENTS	112 OFFICER NET	240 TOP
161 CAFE VI GTP	12 INTRATA MANAGER	102 OFFIX	78 VALENTINO
215 CAFE VII	16 INTRATA OPERATIVE	64 ORION	234 VESTA
161 CAFE VII GTS	20 INTRATA VISITOR	130 ORLANDO	232 VISA
154 CARTOONS LINE	42 INVITUS	32 PALADIUM	188 V-SIT
87 CASTOR	224 ISO	163 PEGAZ	178 WAIT
28 CHESTER	126 JUMP	158 PICCOLO	163 WEBST@R
134 CINQUE	162 JUPITER	216 PLYWOOD CHAIRS	165 WEREK
205 CINQUE 4L	234 KELLY	240 POLO	209 WING II
207 CLUB	87 KENDO	235 POLYFOLD	166 WORKER
206 CLUB SQ	62 LAGUNA	72 PREMIER	204 ZEN
196 CONECT II	236 LARA INOX	164 PRESTIGE	85 ZENIT
232 CORTESSA	52 LEONARDO	106 PUNKT	85 ZENIT EXTRA
235 CORTINA	54 LEONARDO II	128 QUATRO	80 ZIKO
237 DAIS	66 LINEA	46 RAPSODY	80 ZORBA
207 DREAM	198 LOCO II	239 RICO	
56 ELF	108 MADAME	116 ROXY	
208 ELVA	208 MALVA	232 RUMBA	

[WELCOME]

Let us present you our catalogue of  brand products. We wish to thank you for your confidence which we have enjoyed for nearly twenty years. We believe that the confidence derives from the fact that we strive to follow your needs. When creating this offering, we were listening to your recommendations and suggestions which allowed us to set few major rules:

Comfort and ergonomics – we are responsible for your well-being any time when you use our products. We keep this responsibility in mind and we seek to apply solutions which guarantee a healthy and comfortable use.

Design – we have made every effort to make the products presented in this catalogue highly expressive and distinctive from the first glance. We opt for modern lines, without neglecting though classic models which have accompanied you for years.

Quality – our employees are professionals. This, combined with our tried and tested suppliers with which we have co-operated, results in the highest quality of our products guaranteed by us.

Broad use – universality of our products is our goal. We also introduce lines which ensure consistency when arranging an interior.

Rich spectrum of finishing elements – we introduce new materials and colours in the catalogue. Not only to make our products as trendy and resistant as possible, but also with the view to ensuring that their impact on the environment is the smallest possible.

We hope that we have managed
to create products which will make
your life more comfortable

[WHY OUR PRODUCTS?]

01 Broad range

Art products are made with needs of clients in mind. The **diversity of our portfolio** makes it possible to use **Art** products in many different types of interiors, such as office buildings, conference halls, waiting rooms, catering facilities and residential buildings. **Art** collection includes more than **200 design lines** of armchairs. Chairs available in about **100 upholstery** choices, as well as tables and other furnishings. This diversity makes **Art** portfolio one of the largest and comprehensive chair portfolios in Europe.

02 Quality and approval certificates

Art products are made in accordance with **European standards**. The whole manufacturing process is carried out in line with standards of the Quality Assurance System **ISO 9001:2008**. To prove their highest quality **Art** products are tested for durability and safety at the company's own laboratory, and go through additional checks at external research institutions which are confirmed by applicable certificates and approvals such as the **GS Safety Mark** awarded by the LGA Institute in Nuremberg, ergonomics appraisal protocols and hygiene approvals issued by **Polish National Institute of Hygiene**.

03 European product

Art products are made in Poland and by **Polish experts**, in cooperation with proven **European designers** and with the use of cutting edge **global technologies**. Materials and components for production are derived exclusively from **reliable suppliers**. We cooperate with a wide range of European designers and experts in the fields of product construction and safety, ergonomics, technology and quality testing. As a result, the **high quality** of our products is assured.

04 Ergonomics and health

Throughout his or her life, a contemporary person spends about **80 thousand hours sitting**. That enormous amount of time we spend in the sitting position makes a properly used and sized chair an extremely important piece of furniture in our lives. Our goal is the **health of our chair users**. That is why our work is focused on delivering a portfolio of products which are to the highest possible extent **adjusted to individual styles** and time of work, and psychophysical features of different users.

05 Pleasure in use

Art products are made to please and add to the **comfort of everyday life** by highlighting individual character of an interior. Thanks to our cooperation with designers of various nationalities and designing styles, as well as the great importance we attach to aesthetics, comfort of use and functionality our furniture can offer an incredible diversity of styles, functions and standards, so that anyone, regardless of their nationality, working style or taste will surely find the right chair for themselves.

06 Well-balanced price

Art means a **guarantee of price** that is always well balanced. Thanks to our sound cost management policy which involves lean manufacturing, purchasing materials in large batches, well thought-out management of production waste and many other measures we are always able to offer **high quality products at a reasonable price**. Depending on how advanced a given product is in terms of the applied functional and aesthetic solutions we offer product ranges at different price levels which are therefore available to anyone.

07 Unlimited availability

Art products are and will be **available to clients across the globe**. We do our best to ensure an unchanging level of efficient order deliveries which can be of any volume, packaged in any way indicated by the client and delivered to the most convenient location. We specialise in delivering high-volume orders. We have delivered a project of 50,000 chairs to fit out facilities for the Olympics in Athens in 2004, we have completed large contracts for French Mail and French Ministry of Finance, Hungarian government and parliament, the Petrochemical Institute in the United Arab Emirates, and universities in Lithuania, Ireland and Germany. We have also supplied our chairs to the NATO Summit in Lisbon in 2010, the Council of Europe's Summit, Football World Cup in Germany in 2006, Miss Universe pageant in Panama and many other events.

08 Business ethics

Art products are made in compliance with ethical principles and respect for clients, contractors and employees. The company acts against unfair competition and makes every effort so that every client and user of **Art** products gets **long-term satisfaction** with our products, services and cooperation. This approach has won us great appreciation proven by references from our business partners and awards such as the Kisiel Award – one of the most prestigious awards in Poland obtained for “capitalism in good style” or the Caring Employer Award awarded by a leading Polish daily newspaper Rzeczpospolita for an “innovative employee development program”.


09 Social responsibility

Art products are made with an empathy towards society and its most needy members. The company **actively supports institutions** and associations working with and for children such as children's homes, charities and healthcare institutions. Every year we provide financial and organisational help to support young people in need by: funding scholarships and helping students; organising cultural events and holiday trips; furnishing children's homes and hospitals; providing vocational training and offering work to the most able students.

10 Environmental responsibility

Art products are made from **environmentally friendly** and, wherever possible, recycled materials, so they are nearly **100% recyclable**. In our daily work we abide by a 3R principle: REDUCE toxic materials, REUSE re-useable items, RECYCLE materials that can be recycled.


PLAN → PERFORM → CHECK → ACT

 is fully aware of what great damage can be caused by uncontrolled use of wood resources. Therefore, the wood used in our production comes from responsibly managed forest areas within a close vicinity of the factory thus we can ensure wood comes exclusively from legal clearing, from certified woods which are not highly protected and from trees that are not genetically modified.


Production of wood elements in the Wood Processing Factory belonging to the Group, are all according to the European environmental norm ISO 14001 which means constant implementation of the strategy: “plan-perform-check-act” and is monitored in exact identification of environmental targets and their realisation.


[CORPORATE SOCIAL RESPONSIBILITY]

01 Create an unlimited energy



Considering our company's huge demand for energy, we rely on maximum use of renewable energy sources. According to scientists, these sources can appease the world's demand for energy up to six times, in a clean and unlimited way. In order to limit CO₂ emissions to our atmosphere  Group produces energy using wood residue and dust. Our plants are equipped in systems producing heat energy – incinerators and boiler rooms producing water steam that is an additional energy source for the remaining plants. With the aid of European Union structural funds we constructed waste material storage, handling and grinding system, which results in reclaiming of energy from wood wastes and reduction of CO₂ emission. At the same time, we constantly modernise the machinery in our plants in order to save electric energy and optimise the production process.

02 First, purify...

 cares about minimising the influence of industry on the life of humans, plants and animals. The Group's plants are equipped with a purification system of the released gases that, previously saturated with chemical substances, are purified to 99% and exclusively in such a form released into the atmosphere. A similar process occurs when sewage is treated- this sewage is thoroughly filtered in the inner treatment plant and finally it reaches the ground waters.

The production processes incorporated by  do not use toxic substances such as CFC's – chlorofluorocarbons (freon) often used by other producers to produce polyurethane foams. Moreover, we do not use such harmful substances as: cadmium, quicksilver, lead and arsenic trioxide. Our plants with lacquering and gluing facilities obtained confirmation of E1 standards concerning low emission of formaldehydes.

03 3R

Almost 100% of elements created in  may be recycled. According to the Act of 2001 ordering producers to manage post-usage residues,  acts following the 3R rule (reduce, reuse, recycle). It is wholly possible throughout the manufacturing process. 70% of plastic elements we produce are made of re-granulated product – previously concentrated and processed polypropylene and polyamide. We also use other post-production residues which are recycled: wood gives heat energy while foams and metal elements go back to the suppliers and steel mills.

04 Be ECO-logical

At the beginning of 2008 the program of environmental education was launched, addressed to  staff. Our company employs thousands of people, thus their attitudes – as well as attitudes of those they meet – can significantly influence promoting environmental awareness.


“Be Eco-LOGICAL” is a program encouraging to change habits of everyday office work: from saving water and energy to conscious using of paper. The action aims at forming conscious, pro-ecological attitudes of the staff and their promoting ecological awareness among business partners, cooperating entities and even family members.

Be  Eco-LOGICAL!

[HOW TO SELECT THE RIGHT CHAIR]

01 STEP

Chairs are a crucial component for achieving the perfect posture while working at the desk. They should be chosen according to the size and shape of the user's body, as well as the functions they are to perform. Besides, when choosing a chair a special attention should be paid to the selection

of mechanisms – the “heart” of each office chair, determining its adjustment to the type and most of all – the length of working time for each individual.  offers chairs with a range of mechanisms enable comfortable and ergonomic work depending on a time spending in the office.

Find out how long the person is going to spend sitting throughout the day and then suggest an appropriate chair according to the following rules:



Working time up to 2 hours

Suggest a chair with a swivel base, adjustable seat height and a stable support of the lumbar part of the spine. Any mechanism from Nowy Styl offer will suit the needs in this case.



Working time up to 4 hours

Suggest a chair with the following functions:

- ▶ Possibility of backrest lock in chosen position.
- ▶ Adjustable chair height.
- ▶ Adjustable seat depth.

The above functions are met by the following mechanisms:

CPT, Tilt, Ergon 2L, Kontakt



Working time up to 6 hours

Suggest a chair with the following functions:

- ▶ Free floating seat and backrest.
- ▶ Separately tilting seat and backrest.
- ▶ Possibility of seat lock and backrest in chosen position.
- ▶ Smoothly adjustable chair height.
- ▶ Anti-shock protection preventing a backrest from hitting a user's back after the motion lever is released.
- ▶ Adjustable backrest tilt force.

The above functions are met by the following mechanisms:

Multiblock, Ibra



Working time up to 8 hours

Suggest a chair with the following functions:

- ▶ Free floating seat and backrest.
- ▶ Dynamic backrest and synchro seat tilting at the rate 2:1.
- ▶ Possibility of seat lock and backrest in 4 positions.
- ▶ Adjustable backrest tilt force.
- ▶ Anti-shock protection preventing a backrest from hitting a user's back after the motion lever is released.
- ▶ Smoothly adjustable chair height.

The above functions are ensured by the following mechanisms:

Active-1, Active IN, Totto



Working time over 8 hours

Suggest a chair with the following functions:

- ▶ Free floating seat and backrest.
- ▶ Dynamic backrest and synchro seat tilting at the rate 2:1.
- ▶ Possibility of seat lock and backrest in 5 positions.
- ▶ Adjustable backrest tilt force.
- ▶ Anti-shock protection preventing a backrest from hitting a user's back after the motion lever is released.
- ▶ Seat sliding system.
- ▶ Smoothly adjustable chair height.

The above functions are met by the following mechanisms:

Epron Synchron, Epron Synchron Plus, Imarc 660, Imarc 840, Duetto Synchron /MPD-165/

The chair should have a high backrest allowing for the whole person's backrest to be supported; shaped loins support and armrests of adjustable height. In this case a headrest is also recommended.

02 STEP

Select a chair that suits the type of the person's body shape:

A person should always choose a chair matching his or her shape and size. A taller or larger person needs a chair with a wide seat and a high backrest. On the contrary, chairs with smaller seat pads, lower backs and a narrow distance between armrests are in fact a better choice for slimmer and shorter people.

Examples of chairs functions:



03 STEP

Explain how to set the chair in the right way:

Ideal backrest – it should support the back up to the shoulder blades at least; its convex part found at the lumbar level should ensure support for the lumbar part of the spine.

Up & down function – found in some chairs, enables adjusting the back height and the lumbar support height in a simple way, without standing up.

Angle of back's tilting – it should be adjusted to support the backrest when at natural working position. In each position the backrest should support the lumbar.

Dynamic backrest – ensures stable support for the spine while moving in the sitting position. It is indispensable while working for over four hours. It always allows for remaining in the correct position while working, relaxing and free “rocking”.

Supporting forearms on armrests – it reduces the burdening of the spine and shoulders. Armrests with the conveniently adjustable height ensure an angle of 90 degrees between the shoulder and the forearm. Adjustable armrests allow for adjusting the height to the height of the user; the horizontal move of the covers (front-back) enables the distance setting between the armrest and the desk where the user keeps their forearms while working.

Convenient seat height – the seat height should enable a stable position of the feet on the floor and a parallel position of the thighs to the floor. With optimal regulation of the seat height, the angle between the thigh and the seat shaft should be 90 degrees.

Optimal seat depth – it guarantees support for $\frac{2}{3}$ up to $\frac{3}{4}$ of the thighs' length between the front edge of the seat and the back of the knee area there should be a distance of 1-2 cm that prevents tiredness and leg ailments occurring. Additional options of a adjustable seat depths allows for adjusting it to the needs of nearly all potential users.

(XPECT)
MORE



It's time for democratic design

We never stop in our search for harmony. Working with the best designers, we strive for perfect solutions which combine beauty, ergonomics and availability. As a result of our search the products we present are eye-catching, and their unique silhouettes, combinations of materials and refined details are bound to evoke your appreciation.



Create. We will do the rest

Creativity must have a solid base in reality. Our armchairs offer comfortable conditions for you to free your creative passion. The broad seats invite you to sink back into the soft upholsteries and modern lines.



Don't be afraid of colours

Sometimes just a little colour is enough to change a room completely. By adding vivid, bright and energetic colours to your space you can create unique spaces. The joy of colour has accompanied us in discovering new patterns and finishes that we present to you in this catalogue.



Your elegant space in the world of constraints

Your elegant space is always constrained by the limitations of your furniture designs. That has now changed – show them who is in charge! Strong, bold colours and a timeless design will prove that you can overcome those design restraints.



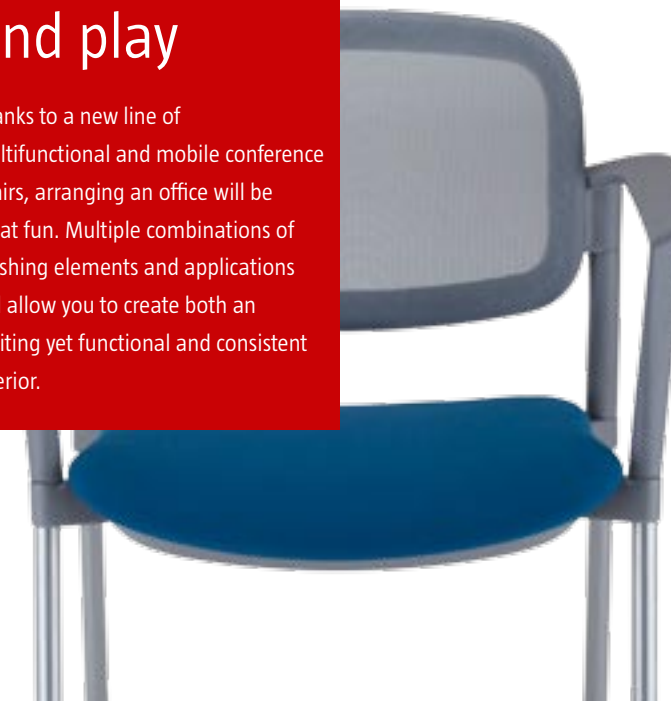
For kids and teens

The learning process is not only academic these days – but the development of imagination plays such an important part. Due to its fun and quirky designs it meets all the needs of today's children and teens. Our new range of chairs for kids and teens will brighten up their average day at a desk.



Come and play

Thanks to a new line of multifunctional and mobile conference chairs, arranging an office will be great fun. Multiple combinations of finishing elements and applications will allow you to create both an exciting yet functional and consistent interior.



[INTRATA]

Offers an exceptionally wide collection of features, which enable the user to build a highly individualised chair – completely adjusted to his or her needs. Each element of the chair, including headrest, backrest, armrests, movement mechanism, base or fabrics can be selected individually. Offering over 760 configurations in 3 categories: Manager, Operative and Visitor, the INTRATA line is at the same time available to furnish every area in your office building.

Impossible? Not for INTRATA.

infinity
of choice

infinity of choice

INTRATA MANAGER is a line of highly functional, ergonomic armchairs designed for managerial offices. A backrest upholstered on both sides, an innovative metal lumbar support in a mesh version or ultra thin armrests make elegance an important feature of INTRATA MANAGER line.

An adjustable headrest, armrests and lumbar support, as well as a seat sliding system make this armchair the right chair of the manager even during long hours of work.



Chairs used at the arrangement:
INTRATA M – 23 HRU – ST36 CR – R20N – ESPT – SH, finishes: LE-05 (seat & headrest), OP-24N (backrest)
INTRATA V – 32 – CF ALU – ARM, upholstery: LE-05 (seat), OP-24N (backrest)



[INTRATA MANAGER]

Design: Oscar Buffon
All rights reserved

INTRATA

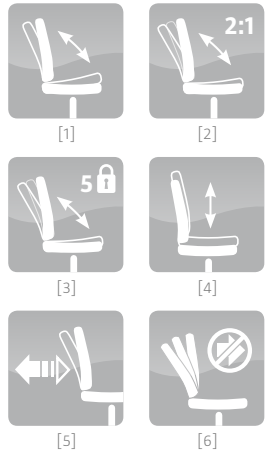


EXAMPLES OF MODEL RANGE



FEATURES & FUNCTIONS

- ▶ Executive armchair with an *Epron Synchron Plus* mechanism and seat sliding system or with an *Epron Synchron* mechanism.
- ▶ Wide comfortable seat and ergonomically profiled backrest.
- ▶ High (upholstered or mesh) or low upholstered backrest.
- ▶ Free floating seat and backrest. [1]
- ▶ Dynamic backrest and synchro seat tilting at the rate 2:1. [2]
- ▶ Possibility of seat lock and backrest in 5 positions. [3]
- ▶ Side tension – easy adjustment of tilt force by a winch.
- ▶ Smoothly adjustable chair height. [4]
- ▶ Seat sliding system (*Epron Synchron Plus* version).
- ▶ Adjustable backrest tilt force. [5]
- ▶ Anti-shock protection preventing a backrest from hitting a user's back after the motion lever is released. [6]
- ▶ Adjustable lumbar support.
- ▶ Upholstered, adjustable across 3 dimensions headrest (as an option).
- ▶ Adjustable armrests with soft polyurethane pads or fixed armrests.
- ▶ Base: combination of polished and painted in white aluminum
 - powder coated, aluminum • black, nylon.
- ▶ Self-braking castors for carpets or parquets.
- ▶ Metal elements: **CHROME ALU**



infinity of choice

INTRATA OPERATIVE is a line of chairs designed for any kind of work station, at home or in the office. No matter how hard the task is thanks to many ergonomic solutions this chair will always support its user in the correct way helping him or her to focus on the task at hand.





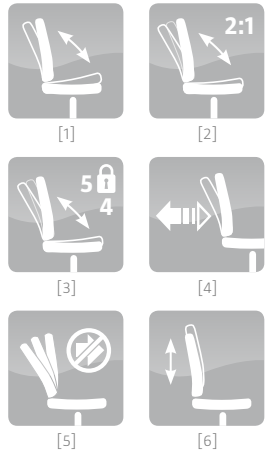
EXAMPLES OF MODEL RANGE



- ▶ INTRATA O – 12 HRU – TS16 BL – R2ON – AN – SH
- ▶ INTRATA O – 12 HR – TS16 BL – GTP36 – AN – SH
- ▶ INTRATA O – 13 HRU – ST36 CR – R2ON – ES – SH
- ▶ INTRATA O – 13 – ST36 ALU – GTS – ES – SH
- ▶ INTRATA O – 11 – TS16 BL – GTP36 – AN – SH
- ▶ INTRATA O – 11 – ST36 ALU – GTS – AN – SH

FEATURES & FUNCTIONS

- ▶ Office chair with an *Epron Synchron* or an *Active IN* mechanism.
- ▶ Wide comfortable seat and ergonomically profiled backrest.
- ▶ High (upholstered or mesh) or low upholstered backrest.
- ▶ Free floating seat and backrest. [1]
- ▶ Dynamic backrest and synchro seat tilting at the rate 2:1. [2]
- ▶ Possibility of seat lock and backrest in 5 positions (*Epron Synchron* version). [3]
- ▶ Possibility of seat lock and backrest in 4 positions (*Active IN* version). [3]
- ▶ Adjustable backrest tilt force. [4]
- ▶ Anti-shock protection preventing a backrest from hitting a user's back after the motion lever is released. [5]
- ▶ Smoothly adjustable chair height.
- ▶ Up&Down function – smoothly adjustable backrest height (*Active IN* version). Not available with mesh backrest. [6]
- ▶ Upholstered or plastic headrest (as an option).
- ▶ Adjustable armrests with soft polyurethane pads or fixed armrests (as an option).
- ▶ Base: combination of polished and painted in white aluminum
 - powder coated, aluminum • black, nylon.
- ▶ Self-braking castors for carpets or parquets.
- ▶ Metal elements: **CHROME ALU**



infinity of choice

INTRATA VISITOR is a line of chairs with a soft upholstered seat and backrest – or in a mixed version with mesh backrest – completes the INTRATA line as a solution for waiting and conference areas. Light and comfortable with either four legs or sledge base versions, chromium plated or powder coated are ready to be stored in a stack thus saving space while waiting for your next meeting.



Chairs used at the arrangement:
INTRATA V – 32 – CF ALU – ARM; upholstery: LE-05 (seat), OP-24N (backrest)



[INTRATA VISITOR]

Design : Oscar Buffon
All rights reserved

INTRATA



EXAMPLES OF MODEL RANGE



- ▶ INTRATA V – 31 – FL CR – ARM
- ▶ INTRATA V – 32 – FL CR – ARM
- ▶ INTRATA V – 32 – CF ALU – ARM
- ▶ INTRATA V – 31 – CF ALU – ARM
- ▶ INTRATA V – 31 – FL CR – NA
- ▶ INTRATA V – 32 – CF CR – NA

FEATURES & FUNCTIONS

- ▶ Soft upholstered seat.
- ▶ Ergonomically profiled backrest (upholstered or mesh).
- ▶ Chromium plated or powder coated metal frame.
- ▶ Armrests with plastic pads (as an option).
- ▶ Stacking – max 5 pieces.
- ▶ Metal elements: **CHROME ALU BLACK**

STACKING



▶ max 5 pieces

[INTRATA ELEMENTS]

INTRATA chairs are created for and by users – in order to build a perfect, highly individualized chair for every work station the only thing one should do is choose a preferable solution from many options of types and colours of finishings, movement mechanisms, bases, armrests and additional functionalities.

Within the INTRATA line much over 760 versions can be built. Thus one can create stylistically coherent interiors with an individual character!

NAME CONFIGURATOR				
INTRATA				
M (MANAGER) or O (OPERATIVE) or V (VISITOR) –				
BACKREST	BASE/FRAME	ARMRESTS	MECHANISM	CASTORS

MANAGER				
BACKREST	BASE	ARMRESTS	MECHANISM	CASTORS
21	TS16 BL	GTS	ES	SH
22	ST36 CR	GTP36	ESPT	SHH
22 HRU	ST36 ALU	R20N		ESH
23				ESHH
23 HRU				

OPERATIVE				
BACKREST	BASE	ARMRESTS	MECHANISM	CASTORS
11	TS16 BL	GTS	AN	SH
12	ST36 CR	GTP36	ES	SHH
12 HR	ST36 ALU	R20N		ESH
12 HRU				ESHH
13				
13 HR				
13 HRU				

VISITOR		
BACKREST	FRAME	ARMRESTS
31	CF BL	NA
32	CF CR	ARM
	CF ALU	
	FL BL	
	FL CR	
	FL ALU	



EXAMPLE OF NAMING

MANAGER BACKREST BASE ARMRESTS MECHANISM CASTORS
INTRATA M – 21 – TS16 BL – GTP36 – ES – SH

BACKRESTS	11	Operative upholstered low backrest
	12	Operative upholstered high backrest
	12 HR	Operative upholstered high backrest with fixed plastic headrest
	12 HRU	Operative upholstered high backrest with fixed upholstered headrest
	13	Operative mesh high backrest
	13 HR	Operative mesh high backrest with fixed plastic headrest
	13 HRU	Operative mesh high backrest with fixed upholstered headrest
	21	Manager upholstered low backrest
	22	Manager upholstered high backrest
	22 HRU	Manager upholstered high backrest with adjustable upholstered headrest
BASES	23	Manager mesh high backrest
	23 HRU	Manager mesh high backrest with adjustable upholstered headrest
	31	Visitor upholstered backrest
	32	Visitor mesh backrest
	TS16 BL	black nylon five-star base
	ST36 CR	aluminum five-star base in chrome colour (polished aluminum)
	ST36 ALU	aluminum five-star base in alu colour (painted in alu colour)
	CF BL	sledge metal frame in black colour
	CF CR	sledge metal frame in chrome colour
	CF ALU	sledge metal frame in alu colour
FRAMES	FL BL	4 legs metal frame in black colour
	FL CR	4 legs metal frame in chrome colour
	FL ALU	4 legs metal frame in alu colour
	GTS	without armrests
	GTP36	fixed armrests
	R20N	adjustable armrests
	NA	metal frame without armrests
	ARM	metal frame with armrests
	AN*	Active IN mechanism
	ES	Epron Synchron mechanism
ARMRESTS	ESPT	Epron Synchron Plus mechanism with seat sliding system
	SH	self-braking castors for carpets (Ø50)
	SHH	self-braking castors for parquets (Ø50)
	ESH	self-braking castors for carpets (Ø65)
	ESHH	self-braking castors for parquets (Ø65)
MECHANISMS		
CASTORS		

* Active IN mechanism cannot be used with mesh backrest

[INTRATA ELEMENTS]

BACKRESTS	INTRATA MANAGER				
	21	22	22 HRU	23	23 HRU
	11	12	12 HR	12 HRU	13
	13 HR	13 HRU			
	INTRATA OPERATIVE				
	11	12	12 HR	12 HRU	13
	13 HR	13 HRU			
	INTRATA VISITOR				
	31	32			
BASES	TS16 BL	ST36 CR	ST36 ALU	AN	ES
	ESPT				
FRAMES	CF BL	CF CR	CF ALU	FL BL	FL CR
	FL ALU				
ARMRESTS	GTS	GTP36	R20N	NA	ARM
CASTORS	SH	SHH	ESH	ESHH	



▶ 30 AMADEUS



▶ 48 ARTUS



▶ 58 ASTRO



▶ 86 BOMBA



▶ 87 CASTOR



▶ 28 CHESTER



▶ 56 ELF



▶ 86 FENIKS



▶ 84 FIKUS



▶ 84 FIKUS STEEL



▶ 40 FORMULA



▶ 60 GALAXY



▶ 50 INDIANA



▶ 42 INVITUS



▶ 87 KENDO



▶ 62 LAGUNA



▶ 52 LEONARDO



▶ 54 LEONARDO II



▶ 66 LINEA



▶ 83 MANAGER



▶ 83 MANAGER EXTRA



▶ 83 MANAGER KD



▶ 87 MEFIISTO 2002



▶ 68 METEOR



▶ 86 MINISTER



▶ 81 MIRAGE



▶ 81 MIRAGE EXTRA



▶ 81 MIRAGE STEEL



▶ 82 NADIR



▶ 82 NADIR EXTRA



▶ 82 NADIR STEEL



▶ 44 NEO LUX



▶ 34 NEXT_U




▶ 70 NOVA



▶ 64 ORION

CONTENTS

alphabetical order



▶ 32 PALADIUM



▶ 72 PREMIER



▶ 46 RAPSODY



▶ 80 SABIO



▶ 74 SENATOR



▶ 38 SONATA



▶ 76 STAR



▶ 85 SWING



▶ 84 SWING EXTRA



▶ 78 VALENTINO



▶ 85 ZENIT



▶ 85 ZENIT EXTRA



▶ 80 ZIKO



▶ 80 ZORBA



[CHESTER]



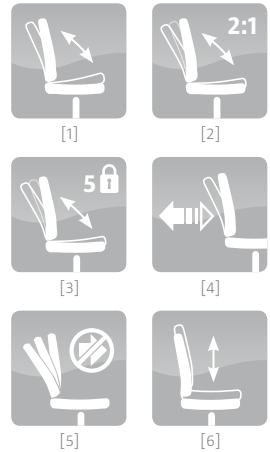
EXECUTIVE ARMCHAIRS

MODEL RANGE



FEATURES & FUNCTIONS

- Executive armchair with an *Epron Synchron* mechanism.
- Wide comfortable seat and ergonomically profiled backrest.
- Backrest and seat upholstered from both sides.
- Free floating seat and backrest. [1]
- Dynamic backrest and synchro seat tilting at the rate 2:1. [2]
- Possibility of seat lock and backrest in 5 positions. [3]
- Adjustable backrest tilt force. [4]
- Anti-shock protection preventing a backrest from hitting a user's back after the motion lever is released. [5]
- Smoothly adjustable armchair height. [6]
- Upholstered headrest (as an option).
- Adjustable (in height and in front-back position) armrests with soft, upholstered or wooden pads.
- Base: steel with wooden covers • polished aluminum.
- Self-braking castors for carpets or parquets.
- Visitor version available.
- Metal elements: **CHROME**





 NEW

[AMADEUS]



EXECUTIVE ARMCHAIRS

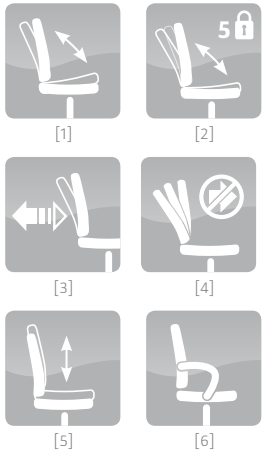
MODEL RANGE



▶ AMADEUS steel 28 chrome
◆ Multiblock mechanism

FEATURES & FUNCTIONS

- ▶ Executive armchair with a *Multiblock* mechanism.
- ▶ Wide comfortable seat and ergonomically profiled backrest.
- ▶ Backrest and seat upholstered from both sides.
- ▶ Free floating seat and backrest. [1]
- ▶ Possibility of seat lock and backrest in 5 positions. [2]
- ▶ Adjustable backrest tilt force. [3]
- ▶ Anti-shock protection preventing a backrest from hitting a user's back after the motion lever is released. [4]
- ▶ Smoothly adjustable armchair height. [5]
- ▶ Steel armrests with soft upholstered pads. [6]
- ▶ Base: polished aluminum.
- ▶ Self-braking castors for carpets or parquets.
- ▶ Metal elements: **CHROME**





MODEL RANGE



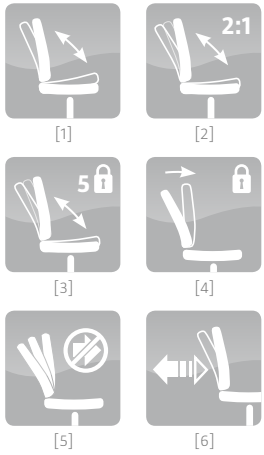
▶ PALADIUM R19T
steel 36 chrome
+ Epron Synchron mechanism



▶ PALADIUM R19T TS06
+ Tilt mechanism

FEATURES & FUNCTIONS

- ▶ Executive armchair with an *Epron Synchron* or a *Tilt* mechanism.
- ▶ Wide comfortable seat and ergonomically profiled backrest.
- ▶ Free floating seat and backrest. [1]
- ▶ Dynamic backrest and seat synchronically tilting in the rate 2:1 (*Epron Synchron* version). [2]
- ▶ Possibility of lock seat and backrest in 5 positions (*Epron Synchron* version). [3]
- ▶ Possibility of lock seat in the position to work (*Tilt* version). [4]
- ▶ Anti-shock protection preventing a backrest from hitting a user's back after the motion lever is released (*Epron Synchron* version). [5]
- ▶ Adjustable backrest tilt force. [6]
- ▶ Armrests adjustable in height.
- ▶ Smoothly adjustable armchair height.
- ▶ Base: polished aluminum • black, nylon.
- ▶ Self-braking castors for carpets or parquets.
- ▶ Metal elements: **CHROME**



NEXT STEP U DECIDE

[NEXT_U]

It is up to you. However, decision process is not an easy one. It involves a number of elements on a way to a final conclusion and forming a personal opinion: defining a situation, specifying a problem, building a decision model, breaking decisions down into acceptable, sufficient and optimal ones, and a final selection. NEXT_U is your choice.



Chairs used at the arrangement:
NEXT_U R23P1 steel 29 chrome; upholstery: LE-05
NEXT_U cfp lb chrome; upholstery: LE-01



[NEXT_U]

Design: Michał Biernacki
All rights reserved



EXECUTIVE ARMCHAIRS

MODEL RANGE



▶ NEXT_U HR gtp38
steel 29 chrome

+ Epron Synchron Plus
mechanism

▶ NEXT_U HR R23P1
steel 29 chrome

+ Epron Synchron Plus
mechanism and seat
sliding system

▶ NEXT_U gtp38
steel 29 chrome

+ Epron Synchron Plus
mechanism

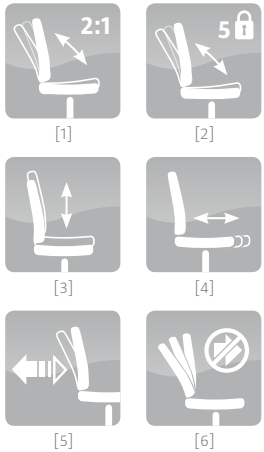
▶ NEXT_U R23P1
steel 29 chrome

+ Epron Synchron Plus
mechanism and seat
sliding system

▶ NEXT_U cfp lb chrome


FEATURES & FUNCTIONS

- ▶ Executive armchair with an *Epron Synchron Plus* mechanism.
- ▶ Wide comfortable seat and ergonomically profiled backrest.
- ▶ Backrest upholstered on both sides and integrated with polished aluminum connector.
- ▶ Dynamic backrest and synchro seat tilting at the rate 2:1. [1]
- ▶ Possibility of seat lock and backrest in 5 positions. [2]
- ▶ Side tension – easy adjustment of tilt force by a winch.
- ▶ Smoothly adjustable chair height. [3]
- ▶ Seat sliding system (as an option). [4]
- ▶ Adjustable backrest tilt force. [5]
- ▶ Anti-shock protection preventing a backrest from hitting a user's back after the motion lever is released. [6]
- ▶ Upholstered, adjustable headrest.
- ▶ Adjustable (in height and in front-back position) armrests with soft upholstered pads or fixed armrests.
- ▶ Base: combination of polished and painted in black aluminum.
- ▶ Self-braking castors for carpets or parquets.
- ▶ Visitor version available.
- ▶ Metal elements: **CHROME**



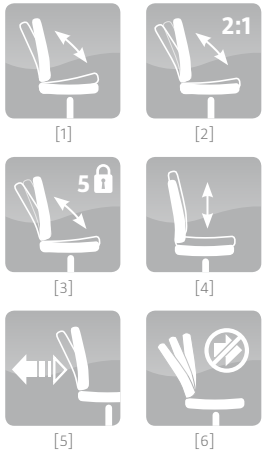


EXAMPLES OF MODEL RANGE



FEATURES & FUNCTIONS

- Executive armchair with a *Multiblock* or an *Epron Synchron* or a *Duetto Multiblock* mechanism.
- Extreme durability conforms British Standard BS-5459 (in version *Sonata 24/7*) provided with especially selected high durability components and fabrics.
- Wide comfortable seat and ergonomically profiled backrest with integrated headrest.
- Free floating seat and backrest. [1]
- Dynamic backrest and synchro seat tilting at the rate 2:1 (*Epron Synchron* or *Duetto Multiblock* version). [2]
- Possibility of seat lock and backrest in 5 positions. [3]
- Smoothly adjustable chair height. [4]
- Adjustable backrest tilt force. [5]
- Anti-shock protection preventing a backrest from hitting a user's back after the motion lever is released. [6]
- Adjustable headrest (in *HRA* version).
- Adjustable (in height and in front-back position) armrests or fixed armrests.
- Base: polished aluminum.
- Self-braking castors for carpets or parquets.
- Visitor version available.
- Metal elements: **CHROME**



Chairs used at the arrangement:
FORMULA steel 04 chrome; upholstery: LE-05
FORMULA cf lb chrome; upholstery: LE-05



[FORMULA]

Design: NS Design Team
All rights reserved



EXECUTIVE ARMCHAIRS

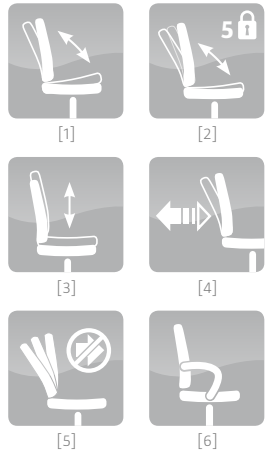
MODEL RANGE



- ▶ **FORMULA steel 04 chrome**
+ Multiblock mechanism
- ▶ **FORMULA TS06**
+ Multiblock mechanism
- ▶ **FORMULA lb TS06**
+ Multiblock mechanism
- ▶ **FORMULA cf lb chrome**

FEATURES & FUNCTIONS

- ▶ Executive armchair with a *Multiblock* mechanism.
- ▶ Wide comfortable seat and ergonomically profiled backrest.
- ▶ Backrest and seat upholstered from both sides.
- ▶ Free floating seat and backrest. [1]
- ▶ Possibility of seat lock and backrest in 5 positions. [2]
- ▶ Smoothly adjustable chair height. [3]
- ▶ Adjustable backrest tilt force. [4]
- ▶ Anti-shock protection preventing a backrest from hitting a user's back after the motion lever is released. [5]
- ▶ Steel armrests with soft upholstered pads. [6]
- ▶ Base: polished aluminum • black, nylon.
- ▶ Self-braking castors for carpets or parquets.
- ▶ Visitor version available.
- ▶ Metal elements: **CHROME**



Chair used at the arrangement:
INVITUS R17M steel 36 chrome, upholstery: SP-11



[INVITUS]

Design: NS Design Team
All rights reserved



EXECUTIVE ARMCHAIRS

MODEL RANGE



► INVITUS R17M
steel 36 chrome
+ Epron Synchron mechanism



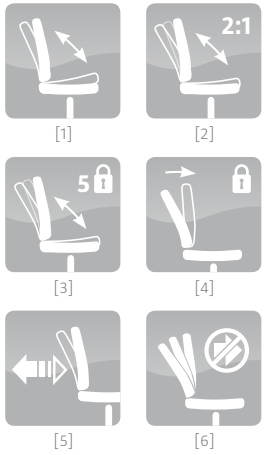
► INVITUS R17M TS06
+ Tilt mechanism



► INVITUS cf lb chrome

FEATURES & FUNCTIONS

- Executive armchair with an *Epron Synchron* or a *Tilt* mechanism.
- Wide comfortable seat and ergonomically profiled backrest with integrated headrest.
- Free floating seat and backrest. [1]
- Dynamic backrest and synchro seat tilting at the rate 2:1 (*Epron Synchron* version). [2]
- Possibility of seat lock and backrest in 5 positions (*Epron Synchron* version). [3]
- Possibility of seat lock and backrest in position to work (*Tilt* version). [4]
- Smoothly adjustable chair height.
- Adjustable backrest tilt force. [5]
- Anti-shock protection preventing a backrest from hitting a user's back after the motion lever is released (*Epron Synchron* version). [6]
- Adjustable armrests with soft polyurethane pads.
- Base: combination of polished and painted in white aluminum • black, nylon.
- Self-braking castors for carpets or parquets.
- Visitor version available.
- Metal elements: **CHROME**



Chairs used at the arrangement:
NEO LUX PL NET R1B steel 04 chrome, upholstery: YB-009 (seat)
NEO LUX NET cfp chrome, upholstery: YB-009 (seat)



[NEO LUX]



EXECUTIVE ARMCHAIRS

MODEL RANGE

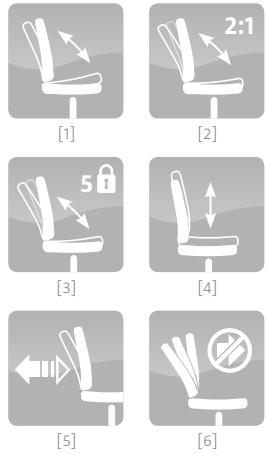
* The chairs are not to be sold in Germany, Switzerland and Benelux.



- ▶ NEO LUX PL R1B steel 04 chrome
+ Duetto Synchron /MPD-165/ mechanism
- ▶ NEO LUX cfp/lb chrome
- ▶ NEO LUX lb gts RB steel 04 chrome*
- ▶ NEO LUX PL NET R1B steel 04 chrome
+ Duetto Synchron /MPD-165/ mechanism
- ▶ NEO LUX NET cfp chrome
- ▶ NEO LUX 4L arm chrome

FEATURES & FUNCTIONS

- ▶ Executive armchair with a *Duetto Synchron /MPD-165/* mechanism.
- ▶ Wide comfortable seat and ergonomically profiled backrest.
- ▶ Mesh or upholstered versions of the backrest.
- ▶ Free floating seat and backrest. [1]
- ▶ Dynamic backrest and synchro seat tilting at the rate 2:1. [2]
- ▶ Possibility of seat lock and backrest in 5 positions. [3]
- ▶ Smoothly adjustable chair height. [4]
- ▶ Adjustable backrest tilt force. [5]
- ▶ Anti-shock protection preventing a backrest from hitting a user's back after the motion lever is released. [6]
- ▶ Adjustable armrests with soft polyurethane pads or fixed armrests (visitor versions).
- ▶ Base: polished aluminum • steel, chromium plated available on glides only (*ring base* version).
- ▶ Self-braking castors for carpets or parquets.
- ▶ Visitor version available.
- ▶ Metal elements: **CHROME**



Chair used at the arrangement:
RAPSDODY steel chrome, upholstery: SP-01



[RAPSDODY]

Design: M. Wierszytowski, R. Nowakowski
All rights reserved



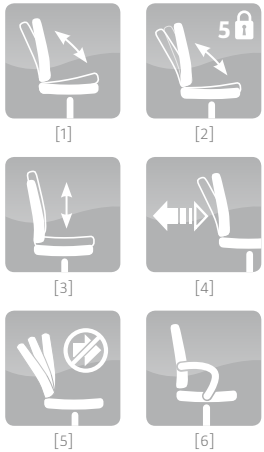
EXECUTIVE ARMCHAIRS

MODEL RANGE



FEATURES & FUNCTIONS

- ▶ Executive armchair with a *Multiblock* mechanism.
- ▶ Wide comfortable seat and ergonomically profiled backrest.
- ▶ Backrest and seat upholstered from both sides.
- ▶ Free floating seat and backrest. [1]
- ▶ Possibility of seat lock and backrest in 5 positions. [2]
- ▶ Smoothly adjustable chair height. [3]
- ▶ Adjustable backrest tilt force. [4]
- ▶ Anti-shock protection preventing a backrest from hitting a user's back after the motion lever is released. [5]
- ▶ Wooden armrests or steel armrests with upholstered covers. [6]
- ▶ Base: polished aluminum • steel with wooden covers.
- ▶ Self-braking castors for carpets or parquets.
- ▶ Visitor versions available.
- ▶ Metal elements: **CHROME**



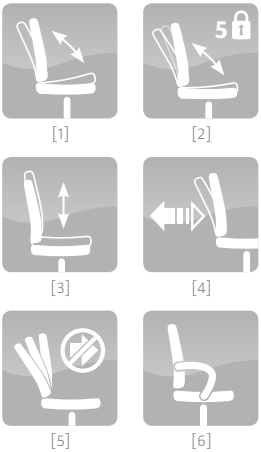


MODEL RANGE




FEATURES & FUNCTIONS

- ▶ Executive armchair with a *Multiblock* mechanism.
- ▶ Wide comfortable seat and ergonomically profiled backrest.
- ▶ Backrest and seat upholstered from both sides.
- ▶ Free floating seat and backrest. [1]
- ▶ Possibility of seat lock and backrest in 5 positions. [2]
- ▶ Smoothly adjustable chair height. [3]
- ▶ Adjustable backrest tilt force. [4]
- ▶ Anti-shock protection preventing a backrest from hitting a user's back after the motion lever is released. [5]
- ▶ Steel armrests with soft upholstered pads. [6]
- ▶ Base: polished aluminum • black, nylon.
- ▶ Self-braking castors for carpets or parquets.
- ▶ Visitor version available.
- ▶ Metal elements: **CHROME**



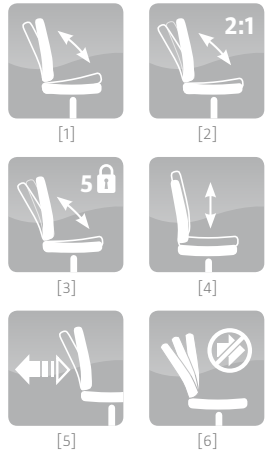


MODEL RANGE



FEATURES & FUNCTIONS

- Executive armchair with an *Epron Synchron* mechanism.
- Wide comfortable seat and ergonomically profiled backrest.
- Backrest and seat upholstered from both sides.
- Free floating seat and backrest. [1]
- Dynamic backrest and synchro seat tilting at the rate 2:1. [2]
- Possibility of seat lock and backrest in 5 positions. [3]
- Smoothly adjustable chair height. [4]
- Adjustable backrest tilt force. [5]
- Anti-shock protection preventing a backrest from hitting a user's back after the motion lever is released. [6]
- Wide, upholstered headrest.
- Adjustable armrests with soft polyurethane pads.
- Base: steel, chromium plated.
- Self-braking castors for carpets or parquets.
- Visitor version available.
- Metal elements: **CHROME ALU**



Chairs used at the arrangement:
LEONARDO chrome, upholstery: NT-03 (backrest), YB-009 (seat)
LEONARDO chrome, upholstery: NT-01 (backrest), YB-009 (seat)



[LEONARDO]

Design: herrmann + stumpp • ulm
All rights reserved



EXECUTIVE ARMCHAIRS

MODEL RANGE



► LEONARDO R1B steel 04 chrome
+ Epron Synchron mechanism

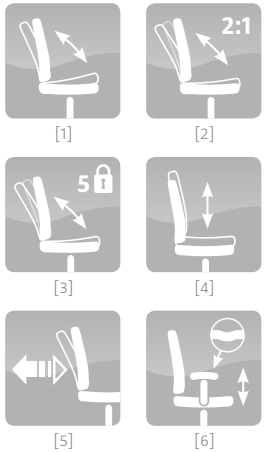
► LEONARDO lb R1B steel 04 chrome
+ Epron Synchron mechanism

► LEONARDO cf lb

► LEONARDO arm lb chrome

FEATURES & FUNCTIONS

- Executive armchair with an *Epron Synchron* mechanism.
- Fine mesh backrest available in a range of colours.
- Soft, upholstered seat.
- Chair available with high and low backrest.
- Free floating seat and backrest. [1]
- Dynamic backrest and synchro seat tilting at the rate 2:1. [2]
- Possibility of seat lock and backrest in 5 positions. [3]
- Smoothly adjustable chair height. [4]
- Adjustable backrest tilt force. [5]
- Anti-shock protection preventing a backrest from hitting a user's back after the motion lever is released.
- Adjustable armrests with soft polyurethane pads. [6]
- Base: polished aluminum.
- Self-braking castors for carpets or parquets.
- Visitor versions available.
- Metal elements: **CHROME ALU**



Chair used at the arrangement:
LEONARDO II R wood chrome, upholstery: SP-11 (seat & backrest), 1.033 (armrests)



[LEONARDO II]

Design: herrmann + stumpf • ulm
All rights reserved



EXECUTIVE ARMCHAIRS

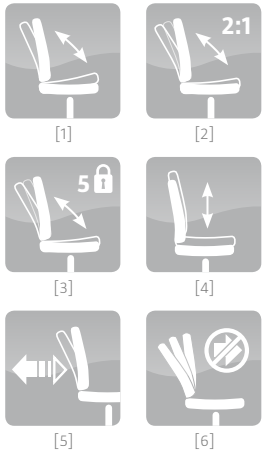
EXAMPLES OF MODEL RANGE



- ▶ **LEONARDO II R chrome**
+ Epron Synchron mechanism
- ▶ **LEONARDO II R lb chrome**
+ Epron Synchron mechanism
- ▶ **LEONARDO II arm lb chrome**
- ▶ **LEONARDO II R wood chrome**
+ Epron Synchron mechanism
- ▶ **LEONARDO II R wood lb chrome**
+ Epron Synchron mechanism
- ▶ **LEONARDO II wood cf lb chrome**

FEATURES & FUNCTIONS

- ▶ Executive armchair with an *Epron Synchron* mechanism.
- ▶ Wide comfortable seat and ergonomically profiled backrest.
- ▶ Backrest and seat upholstered from both sides.
- ▶ Chair available with high and low backrest.
- ▶ Free floating seat and backrest. [1]
- ▶ Dynamic backrest and synchro seat tilting at the rate 2:1. [2]
- ▶ Possibility of seat lock and backrest in 5 positions. [3]
- ▶ Smoothly adjustable chair height. [4]
- ▶ Adjustable backrest tilt force. [5]
- ▶ Anti-shock protection preventing a backrest from hitting a user's back after the motion lever is released. [6]
- ▶ Adjustable armrests with soft or wooden pads.
- ▶ Base: polished aluminum.
- ▶ Self-braking castors for carpets or parquets.
- ▶ Visitor versions available.
- ▶ Coat hanger (as an option).
- ▶ Metal elements: **CHROME**



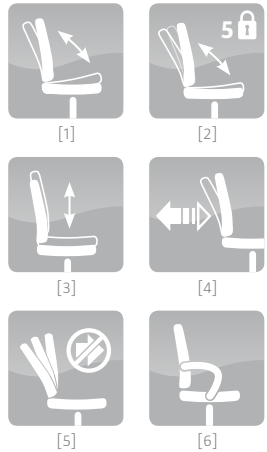


MODEL RANGE



FEATURES & FUNCTIONS

- ▶ Executive armchair with a *Multiblock* mechanism.
- ▶ Wide comfortable seat and ergonomically profiled backrest.
- ▶ Backrest and seat upholstered from both sides.
- ▶ Armchair available with high and low backrest.
- ▶ Free floating seat and backrest. [1]
- ▶ Possibility of seat lock and backrest in 5 positions. [2]
- ▶ Smoothly adjustable chair height. [3]
- ▶ Adjustable backrest tilt force. [4]
- ▶ Anti-shock protection preventing a backrest from hitting a user's back after the motion lever is released. [5]
- ▶ Steel armrests with soft upholstered pads. [6]
- ▶ Base: polished aluminum.
- ▶ Self-braking castors for carpets or parquets.
- ▶ Visitor version available.
- ▶ Metal elements: **CHROME**





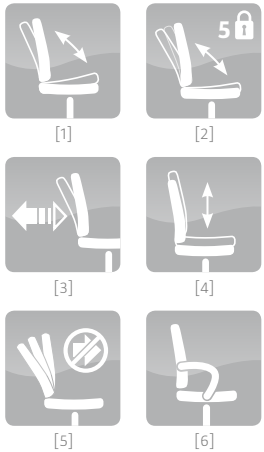
EXECUTIVE ARMCHAIRS

MODEL RANGE



FEATURES & FUNCTIONS

- ▶ Executive armchair with a *Multiblock* mechanism.
- ▶ Wide comfortable seat and ergonomically profiled backrest.
- ▶ Backrest and seat upholstered from both sides.
- ▶ Free floating seat and backrest. [1]
- ▶ Possibility of seat lock and backrest in 5 positions. [2]
- ▶ Adjustable backrest tilt force. [3]
- ▶ Smoothly adjustable chair height. [4]
- ▶ Anti-shock protection preventing a backrest from hitting a user's back after the motion lever is released. [5]
- ▶ Steel armrests with soft upholstered (*lux* version) or wooden (*wood* version) pads. [6]
- ▶ Base: polished aluminum.
- ▶ Self-braking castors for carpets or parquets.
- ▶ Visitor versions available.
- ▶ Metal elements: **CHROME**



Chairs used at the arrangement:
GALAXY steel chrome, upholstery: SD-06
GALAXY steel cf lb chrome, upholstery: SD-06

[GALAXY]



EXECUTIVE ARMCHAIRS

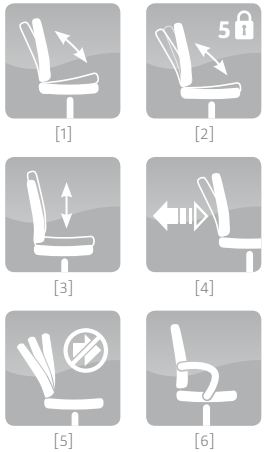
MODEL RANGE



- ▶ GALAXY steel chrome
+ Multiblock mechanism
- ▶ GALAXY steel lb chrome
+ Multiblock mechanism
- ▶ GALAXY steel cf lb chrome
+ Multiblock mechanism
- ▶ GALAXY wood chrome
+ Multiblock mechanism
- ▶ GALAXY wood lb chrome
+ Multiblock mechanism
- ▶ GALAXY wood cfa lb chrome
+ Multiblock mechanism

FEATURES & FUNCTIONS

- ▶ Executive armchair with a *Multiblock* mechanism.
- ▶ Wide comfortable seat and ergonomically profiled backrest.
- ▶ Backrest and seat upholstered from both sides.
- ▶ Armchair available with high and low backrest.
- ▶ Free floating seat and backrest. [1]
- ▶ Possibility of seat lock and backrest in 5 positions. [2]
- ▶ Smoothly adjustable chair height. [3]
- ▶ Adjustable backrest tilt force. [4]
- ▶ Anti-shock protection preventing a backrest from hitting a user's back after the motion lever is released. [5]
- ▶ Fixed armrests with wooden or upholstered pads. [6]
- ▶ Base: polished aluminum • steel with wooden covers.
- ▶ Self-braking castors for carpets or parquets.
- ▶ Visitor versions available.
- ▶ Metal elements: **CHROME**





MODEL RANGE

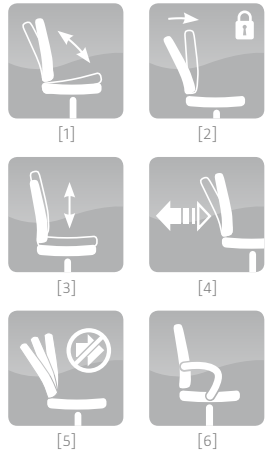


▶ LAGUNA steel chrome
+ Tilt mechanism

▶ LAGUNA TS06
+ Tilt mechanism

FEATURES & FUNCTIONS

- ▶ Executive armchair with a *Tilt* mechanism.
- ▶ Wide comfortable seat and ergonomically profiled backrest.
- ▶ Backrest and seat upholstered from both sides.
- ▶ Free floating seat and backrest. [1]
- ▶ Possibility of seat lock and backrest in position to work. [2]
- ▶ Smoothly adjustable chair height. [3]
- ▶ Adjustable backrest tilt force. [4]
- ▶ Anti-shock protection preventing a backrest from hitting a user's back after the motion lever is released. [5]
- ▶ Fixed armrests. [6]
- ▶ Base: steel, chromium plated • black, nylon.
- ▶ Self-braking castors for carpets or parquets.
- ▶ Metal elements: **CHROME**



Chairs used at the arrangement:
ORION steel chrome, upholstery: SI-07
ORION steel cf lb chrome, upholstery: SI-07



[ORION]



EXECUTIVE ARMCHAIRS

MODEL RANGE



► ORION steel chrome
+ Multiblock mechanism

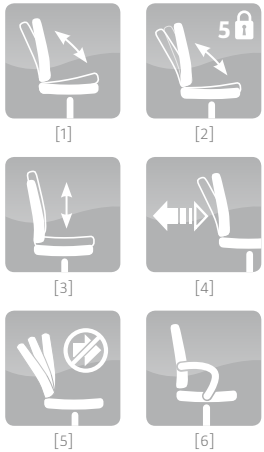
► ORION steel lb chrome
+ Multiblock mechanism

► ORION steel cf lb chrome

► ORION steel cfa lb chrome

FEATURES & FUNCTIONS

- Executive armchair with a *Multiblock* mechanism.
- Wide comfortable seat and ergonomically profiled backrest.
- Backrest and seat upholstered from both sides.
- Armchair available with high and low backrest.
- Free floating seat and backrest. [1]
- Possibility of seat lock and backrest in 5 positions. [2]
- Smoothly adjustable chair height. [3]
- Adjustable backrest tilt force. [4]
- Anti-shock protection preventing a backrest from hitting a user's back after the motion lever is released. [5]
- Steel armrests with soft upholstered pads. [6]
- Base: polished aluminum.
- Self-braking castors for carpets or parquets.
- Visitor versions available.
- Metal elements: **CHROME ALU**





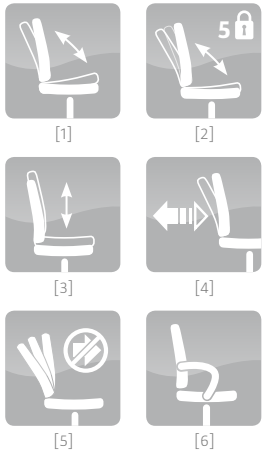
MODEL RANGE



▶ LINEA steel chrome ▶ LINEA steel lb chrome ▶ LINEA steel cfa lb chrome
+ Multiblock mechanism + Multiblock mechanism
▶ LINEA extra ▶ LINEA extra lb ▶ LINEA extra cf lb
+ Multiblock mechanism + Multiblock mechanism

FEATURES & FUNCTIONS

- ▶ Executive armchair with a *Multiblock* mechanism.
- ▶ Wide comfortable seat and ergonomically profiled backrest.
- ▶ Backrest and seat upholstered from both sides.
- ▶ Armchair available with high and low backrest.
- ▶ Free floating seat and backrest. [1]
- ▶ Possibility of seat lock and backrest in 5 positions. [2]
- ▶ Smoothly adjustable chair height. [3]
- ▶ Adjustable backrest tilt force. [4]
- ▶ Anti-shock protection preventing a backrest from hitting a user's back after the motion lever is released. [5]
- ▶ Steel armrests with soft upholstered or wooden pads. [6]
- ▶ Base: polished aluminum • steel with wooden covers.
- ▶ Self-braking castors for carpets or parquets.
- ▶ Visitor versions available.
- ▶ Metal elements: **CHROME**



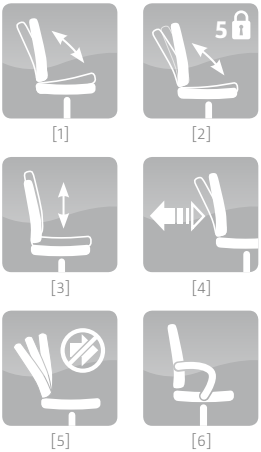


MODEL RANGE



FEATURES & FUNCTIONS

- Executive armchair with a *Multiblock* mechanism.
- Wide comfortable seat and ergonomically profiled backrest.
- Backrest and seat upholstered from both sides.
- Armchair available with high and low backrest.
- Free floating seat and backrest. [1]
- Possibility of seat lock and backrest in 5 positions. [2]
- Smoothly adjustable chair height. [3]
- Adjustable backrest tilt force. [4]
- Anti-shock protection preventing a backrest from hitting a user's back after the motion lever is released. [5]
- Steel armrests with soft upholstered or wooden pads. [6]
- Base: polished aluminum • steel with wooden covers.
- Self-braking castors for carpets or parquets.
- Visitor versions available.
- Metal elements: **CHROME ALU**



Chairs used at the arrangement:
NOVA steel chrome, upholstery: SP-06
NOVA steel cf lb chrome, upholstery: SP-06



[NOVA]



EXECUTIVE ARMCHAIRS

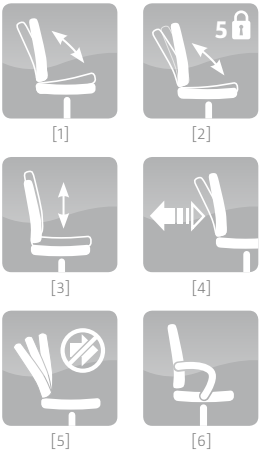
MODEL RANGE



- ▶ NOVA steel chrome
- ▶ NOVA steel lb chrome
- ▶ NOVA steel cf lb chrome
- ▶ NOVA wood chrome
- ▶ NOVA wood lb chrome
- ▶ NOVA wood cfa lb chrome

FEATURES & FUNCTIONS

- ▶ Executive armchair with a *Multiblock* mechanism.
- ▶ Wide comfortable seat and ergonomically profiled backrest.
- ▶ Backrest and seat upholstered from both sides.
- ▶ Chair available with high and low backrest.
- ▶ Free floating seat and backrest. [1]
- ▶ Possibility of seat lock and backrest in 5 positions. [2]
- ▶ Smoothly adjustable chair height. [3]
- ▶ Adjustable backrest tilt force. [4]
- ▶ Anti-shock protection preventing a backrest from hitting a user's back after the motion lever is released. [5]
- ▶ Steel armrests with soft upholstered or wooden pads. [6]
- ▶ Base: polished aluminum • steel with wooden covers.
- ▶ Self-braking castors for carpets or parquets.
- ▶ Visitor versions available.
- ▶ Metal elements: **CHROME ALU**





[PREMIER]



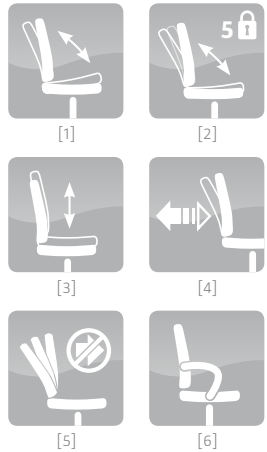
EXECUTIVE ARMCHAIRS

MODEL RANGE



FEATURES & FUNCTIONS

- Executive armchair with a *Multiblock* mechanism.
- Wide comfortable seat and backrest.
- Backrest and seat upholstered from both sides.
- Armchair available with high and low backrest.
- Free floating seat and backrest. [1]
- Possibility of seat lock and backrest in 5 positions. [2]
- Smoothly adjustable chair height. [3]
- Adjustable backrest tilt force. [4]
- Anti-shock protection preventing a backrest from hitting a user's back after the motion lever is released. [5]
- Steel armrests with soft upholstered or wooden pads. [6]
- Base: steel with wooden covers.
- Self-braking castors for carpets or parquets.
- Visitor versions available.



Chair used at the arrangement:
SENATOR, upholstery: SP-12 (seat & backrest), 1.031 (armrests)

[SENATOR]



EXECUTIVE ARMCHAIRS

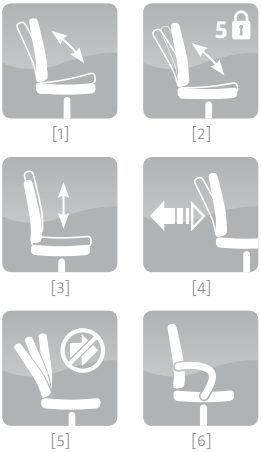
MODEL RANGE



- ▶ **SENATOR**
+ Multiblock mechanism
- ▶ **SENATOR lb**
+ Multiblock mechanism
- ▶ **SENATOR cf lb**

FEATURES & FUNCTIONS

- ▶ Executive armchair with a *Multiblock* mechanism.
- ▶ Wide comfortable seat and backrest.
- ▶ Backrest and seat upholstered from both sides.
- ▶ Armchair available with high and low backrest.
- ▶ Free floating seat and backrest. [1]
- ▶ Possibility of seat lock and backrest in 5 positions. [2]
- ▶ Smoothly adjustable chair height. [3]
- ▶ Adjustable backrest tilt force. [4]
- ▶ Anti-shock protection preventing a backrest from hitting a user's back after the motion lever is released. [5]
- ▶ Wooden armrests. [6]
- ▶ Base: steel with wooden covers.
- ▶ Self-braking castors for carpets or parquets.
- ▶ Visitor version available.





MODEL RANGE



► STAR steel chrome
+ Multiblock mechanism

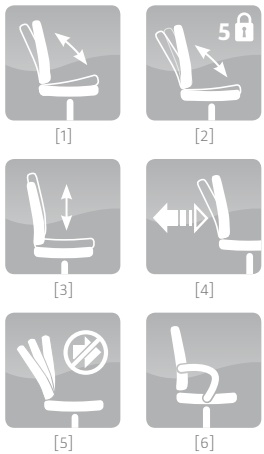
► STAR steel lb chrome
+ Multiblock mechanism

► STAR steel cf lb chrome

► STAR steel cfa lb chrome

FEATURES & FUNCTIONS

- Executive armchair with a *Multiblock* mechanism.
- Wide comfortable seat and ergonomically profiled backrest.
- Backrest and seat upholstered from both sides.
- Armchair available with high and low backrest.
- Free floating seat and backrest. [1]
- Possibility of seat lock and backrest in 5 positions. [2]
- Smoothly adjustable chair height. [3]
- Adjustable backrest tilt force. [4]
- Anti-shock protection preventing a backrest from hitting a user's back after the motion lever is released. [5]
- Steel armrests with soft upholstered pads. [6]
- Base: polished aluminum.
- Self-braking castors for carpets or parquets.
- Visitor versions available.
- Metal elements: **CHROME ALU**



Chairs used at the arrangement:
VALENTINO HB, upholstery: SD-16
VALENTINO cf Ib, upholstery: SD-16

[VALENTINO]



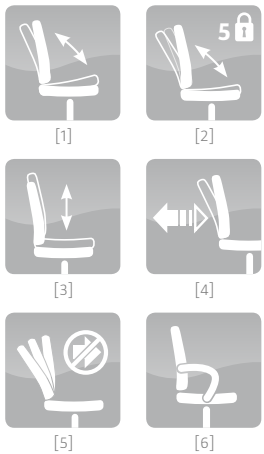
EXECUTIVE ARMCHAIRS

EXAMPLES OF MODEL RANGE



FEATURES & FUNCTIONS

- ▶ Executive armchair with a *Tilt* or a *Multiblock* mechanism.
- ▶ Wide comfortable seat and ergonomically profiled backrest with integrated headrest (*HB* version).
- ▶ Backrest and seat upholstered from both sides.
- ▶ Armchair available with high and low backrest.
- ▶ Free floating seat and backrest. [1]
- ▶ Possibility of seat lock and backrest in 5 positions. [2]
- ▶ Possibility of seat lock and backrest in position to work.
- ▶ Smoothly adjustable chair height. [3]
- ▶ Adjustable backrest tilt force. [4]
- ▶ Anti-shock protection preventing a backrest from hitting a user's back after the motion lever is released. [5]
- ▶ Steel armrests with soft upholstered pads. [6]
- ▶ Base: steel, chromium plated • black, nylon.
- ▶ Self-braking castors for carpets or parquets.
- ▶ Visitor version available.
- ▶ Metal elements: **CHROME**



[ZORBA]



► ZORBA steel 04
+ Tilt mechanism

FEATURES & FUNCTIONS

- Executive armchair with a *Tilt* mechanism.
- Wide comfortable seat and backrest.
- Free floating seat and backrest.
- Possibility of seat lock and backrest in position to work.
- Smoothly adjustable chair height.
- Adjustable backrest tilt force.
- Steel armrests with soft upholstered pads.
- Base: polished aluminum.
- Self-braking castors for carpets or parquets.
- Metal elements: **CHROME**

FEATURES & FUNCTIONS

- Executive armchair with a *Tilt* mechanism.
- Wide comfortable seat and ergonomically profiled backrest.
- Armchair available with high and low backrest.
- Free floating seat and backrest.
- Possibility of seat lock and backrest in position to work.
- Smoothly adjustable chair height.
- Adjustable backrest tilt force.
- Steel armrests with soft upholstered pads.
- Base: steel, chromium plated.
- Self-braking castors for carpets or parquets.
- Visitor version available.
- Metal elements: **CHROME**

[MIRAGE STEEL]



► MIRAGE steel chrome
+ Tilt mechanism

► MIRAGE steel cf lb chrome

[SABIO]



► SABIO steel
+ Tilt mechanism

FEATURES & FUNCTIONS

- Executive armchair with a *Tilt* mechanism.
- Wide comfortable seat and backrest.
- Free floating seat and backrest.
- Possibility of seat lock and backrest in position to work.
- Smoothly adjustable chair height.
- Adjustable backrest tilt force.
- Steel armrests with soft upholstered pads.
- Base: steel, chromium plated.
- Self-braking castors for carpets or parquets.
- Metal elements: **CHROME**

FEATURES & FUNCTIONS

- Executive armchair with a *Tilt* mechanism.
- Wide comfortable seat and ergonomically profiled backrest.
- Armchair available with high and low backrest.
- Free floating seat and backrest.
- Possibility of seat lock and backrest in 5 positions (*Multiblock* version).
- Possibility of seat lock and backrest in position to work (*Tilt* version).
- Smoothly adjustable chair height.
- Adjustable backrest tilt force.
- Anti-shock protection preventing a backrest from hitting a user's back after the motion lever is released (*Multiblock* version).
- Wooden armrests.
- Base: steel with wooden covers.
- Self-braking castors for carpets or parquets.
- Visitor version available.

[MIRAGE EXTRA]



► MIRAGE extra
+ Tilt mechanism

► MIRAGE extra cfn lb

[ZIKO]



► ZIKO
+ Tilt mechanism

FEATURES & FUNCTIONS

- Executive armchair with a *Tilt* mechanism.
- Wide comfortable seat and backrest.
- Free floating seat and backrest.
- Possibility of seat lock and backrest in position to work.
- Smoothly adjustable chair height.
- Adjustable backrest tilt force.
- Fixed, nylon armrests.
- Base: black, nylon.
- Self-braking castors for carpets or parquets.

FEATURES & FUNCTIONS

- Executive armchair with a *Tilt* mechanism.
- Wide comfortable seat and ergonomically profiled backrest.
- Armchair available with high and low backrest.
- Free floating seat and backrest.
- Possibility of seat lock and backrest in position to work.
- Smoothly adjustable chair height.
- Adjustable backrest tilt force.
- Soft polyurethane armrests.
- Base: black, nylon.
- Self-braking castors for carpets or parquets.
- Visitor version available.
- Metal elements: **BLACK**

[MIRAGE]



► MIRAGE
+ Tilt mechanism

► MIRAGE cf lb

[NADIR STEEL]



► NADIR steel chrome
+ Tilt mechanism

► NADIR steel cf lb chrome

FEATURES & FUNCTIONS

- Executive armchair with a *Tilt* mechanism.
- Wide comfortable seat and backrest.
- Armchair available with high and low backrest.
- Free floating seat and backrest.
- Possibility of seat lock and backrest in position to work.
- Smoothly adjustable chair height.
- Adjustable backrest tilt force.
- Steel armrests with soft upholstered pads.
- Base: steel, chromium plated.
- Self-braking castors for carpets or parquets.
- Visitor version available.
- Metal elements: **CHROME**



FEATURES & FUNCTIONS

- Executive armchair with a *Tilt* mechanism.
- Wide comfortable seat and backrest.
- Armchair available with high and low backrest.
- Free floating seat and backrest.
- Possibility of seat lock and backrest in position to work.
- Smoothly adjustable chair height.
- Adjustable backrest tilt force.
- Soft polyurethane armrests.
- Base: steel, chromium plated • black, nylon.
- *KD* version – knocked down.
- Self-braking castors for carpets or parquets.
- Metal elements: **CHROME**

[MANAGER KD]



► MANAGER KD steel
+ Tilt mechanism

► MANAGER KD HS
+ Tilt mechanism

[NADIR EXTRA]



► NADIR extra
+ Tilt mechanism

► NADIR extra cfn lb

FEATURES & FUNCTIONS

- Executive armchair with a *Tilt* mechanism.
- Wide comfortable seat and backrest.
- Armchair available with high and low backrest.
- Free floating seat and backrest.
- Possibility of seat lock and backrest in position to work.
- Smoothly adjustable chair height.
- Adjustable backrest tilt force.
- Wooden armrests.
- Base: steel with wooden covers.
- Self-braking castors for carpets or parquets.
- Visitor version available.



FEATURES & FUNCTIONS

- Executive armchair with a *Tilt* mechanism.
- Wide comfortable seat and backrest.
- Armchair available with high and low backrest.
- Free floating seat and backrest.
- Possibility of seat lock and backrest in position to work.
- Smoothly adjustable chair height.
- Adjustable backrest tilt force.
- Wooden armrests.
- Base: steel with wooden covers.
- Self-braking castors for carpets or parquets.
- Visitor version available.



[MANAGER EXTRA]



► MANAGER extra
+ Tilt mechanism

► MANAGER extra cfn lb

[NADIR]



► NADIR
+ Tilt mechanism

► NADIR cf lb

FEATURES & FUNCTIONS

- Executive armchair with a *Tilt* mechanism.
- Wide comfortable seat and backrest.
- Armchair available with high and low backrest.
- Free floating seat and backrest.
- Possibility of seat lock and backrest in position to work.
- Smoothly adjustable chair height.
- Adjustable backrest tilt force.
- Soft polyurethane armrests.
- Base: black, nylon.
- Self-braking castors for carpets or parquets.
- Visitor version available.
- Metal elements: **BLACK**



FEATURES & FUNCTIONS

- Executive armchair with a *Tilt* mechanism.
- Wide comfortable seat and backrest.
- Armchair available with high and low backrest.
- Free floating seat and backrest.
- Possibility of seat lock and backrest in position to work.
- Smoothly adjustable chair height.
- Adjustable backrest tilt force.
- Soft polyurethane armrests.
- Base: black, nylon.
- Self-braking castors for carpets or parquets.
- Visitor version available.
- Metal elements: **BLACK**



[MANAGER]



► MANAGER
+ Tilt mechanism

► MANAGER cf lb

[FIKUS STEEL]



► FIKUS steel chrome
+ Tilt mechanism

► FIKUS steel cf lb chrome

FEATURES & FUNCTIONS

- Executive armchair with a *Tilt* mechanism.
- Wide comfortable seat and ergonomically profiled backrest.
- Armchair available with high and low backrest.
- Free floating seat and backrest.
- Possibility of seat lock and backrest in position to work.
- Smoothly adjustable chair height.
- Adjustable backrest tilt force.
- Steel armrests with soft upholstered pads.
- Base: steel, chromium plated.
- Self-braking castors for carpets or parquets.
- Visitor version available.
- Metal elements: **CHROME**

FEATURES & FUNCTIONS

- Executive armchair with a *Tilt* mechanism.
- Wide comfortable seat and backrest.
- Armchair available with high and low backrest.
- Free floating seat and backrest.
- Possibility of seat lock and backrest in position to work.
- Smoothly adjustable chair height.
- Adjustable backrest tilt force.
- Soft polyurethane armrests.
- Base: steel in nylon covers.
- Self-braking castors for carpets or parquets.
- Visitor version available.
- Metal elements: **BLACK**



[SWING]



► SWING
+ Tilt mechanism

► SWING cf lb

[FIKUS]



► FIKUS
+ Tilt mechanism

► FIKUS cf lb chrome

FEATURES & FUNCTIONS

- Executive armchair with a *Tilt* mechanism.
- Wide comfortable seat and backrest.
- Armchair available with high and low backrest.
- Free floating seat and backrest.
- Possibility of seat lock and backrest in position to work.
- Smoothly adjustable chair height.
- Adjustable backrest tilt force.
- Soft polyurethane armrests.
- Base: steel in nylon covers.
- Self-braking castors for carpets or parquets.
- Visitor version available.
- Metal elements: **CHROME**



FEATURES & FUNCTIONS

- Executive armchair with a *Tilt* mechanism.
- Wide comfortable seat and backrest.
- Armchair available with high and low backrest.
- Free floating seat and backrest.
- Possibility of seat lock and backrest in position to work.
- Smoothly adjustable chair height.
- Adjustable backrest tilt force.
- Wooden armrests.
- Base: steel with wooden covers.
- Self-braking castors for carpets or parquets.
- Visitor version available.



[ZENIT EXTRA]



► ZENIT extra
+ Tilt mechanism

► ZENIT extra cfn lb

[SWING EXTRA]



► SWING extra
+ Tilt mechanism

► SWING extra cfn lb

FEATURES & FUNCTIONS

- Executive armchair with a *Tilt* mechanism.
- Wide comfortable seat and backrest.
- Armchair available with high and low backrest.
- Free floating seat and backrest.
- Possibility of seat lock and backrest in position to work.
- Smoothly adjustable chair height.
- Adjustable backrest tilt force.
- Wooden armrests.
- Base: steel with wooden covers.
- Self-braking castors for carpets or parquets.
- Visitor version available.



FEATURES & FUNCTIONS

- Executive armchair with a *Tilt* mechanism.
- Wide comfortable seat and backrest.
- Armchair available with high and low backrest.
- Free floating seat and backrest.
- Possibility of seat lock and backrest in position to work.
- Smoothly adjustable chair height.
- Adjustable backrest tilt force.
- Soft polyurethane armrests.
- Base: steel in nylon covers.
- Self-braking castors for carpets or parquets.
- Visitor version available.
- Metal elements: **BLACK**



[ZENIT]



► ZENIT
+ Tilt mechanism

► ZENIT cf lb

[MINISTER]



► MINISTER
+ Tilt mechanism

► MINISTER cf Ib

FEATURES & FUNCTIONS

- Executive armchair with a *Tilt* mechanism.
- Wide comfortable seat and backrest.
- Armchair available with high and low backrest.
- Free floating seat and backrest.
- Possibility of seat lock and backrest in position to work.
- Smoothly adjustable chair height.
- Adjustable backrest tilt force.
- Soft polyurethane armrests.
- Base: steel in nylon covers.
- Self-braking castors for carpets or parquets.
- Visitor version available.
- Metal elements: **BLACK**

FEATURES & FUNCTIONS

- Executive armchair with a *Tilt* mechanism.
- Wide comfortable seat and backrest.
- Free floating seat and backrest.
- Possibility of seat lock and backrest in position to work.
- Smoothly adjustable chair height.
- Adjustable backrest tilt force.
- Fixed armrests.
- Base: black, nylon.
- Self-braking castors for carpets or parquets.

[KENDO]



► KENDO
+ Tilt mechanism

[FENIKS]



► FENIKS TS06
+ Tilt mechanism

► FENIKS cf Ib

FEATURES & FUNCTIONS

- Executive armchair with a *Tilt* mechanism.
- Wide comfortable seat and backrest.
- Armchair available with high and low backrest.
- Free floating seat and backrest.
- Possibility of seat lock and backrest in position to work.
- Smoothly adjustable chair height.
- Adjustable backrest tilt force.
- Soft polyurethane armrests.
- Base: black, nylon.
- Self-braking castors for carpets or parquets.
- Visitor version available.
- Metal elements: **BLACK**

FEATURES & FUNCTIONS

- Executive armchair with a *Tilt* mechanism.
- Wide comfortable seat and backrest.
- Free floating seat and backrest.
- Possibility of seat lock and backrest in position to work.
- Smoothly adjustable chair height.
- Adjustable backrest tilt force.
- Fixed armrests.
- Base: black, nylon.
- Self-braking castors for carpets or parquets.

[MEFISTO 2002]



► MEFISTO 2002
+ Tilt mechanism

[BOMBA]



► BOMBA
+ Tilt mechanism

FEATURES & FUNCTIONS

- Executive armchair with a *Tilt* mechanism.
- Wide comfortable seat and backrest.
- Free floating seat and backrest.
- Possibility of seat lock and backrest in position to work.
- Smoothly adjustable chair height.
- Adjustable backrest tilt force.
- Fixed armrests.
- Base: black, nylon.
- Self-braking castors for carpets or parquets.

FEATURES & FUNCTIONS

- Executive armchair with a *Tilt* mechanism.
- Wide comfortable seat and backrest.
- Free floating seat and backrest.
- Possibility of seat lock and backrest in position to work.
- Smoothly adjustable chair height.
- Adjustable backrest tilt force.
- Fixed armrests.
- Base: black, nylon.
- Self-braking castors for carpets or parquets.

[CASTOR]



► CASTOR TS06
+ Tilt mechanism



CONTENTS

alphabetical order



[OFFICE CHAIRS]

SIT ON.
RELAX.
STAY A WHILE.

"Business is business", as businessmen say. Drive and decisiveness and, on the other hand, ability to effectively negotiate and develop healthy compromises are highly sought-after qualities at present. Especially at the top. SIT.ON – a line of ergonomic chairs for business is a proposal exactly for the people on top.

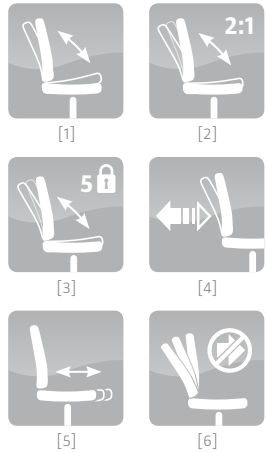


EXAMPLES OF MODEL RANGE



FEATURES & FUNCTIONS

- ▶ Office chair with an *Epron Synchron* mechanism.
- ▶ Soft upholstered seat and soft, comfortable and very slim backrest.
- ▶ Backrest upholstered from both sides.
- ▶ Free floating seat and backrest. [1]
- ▶ Dynamic backrest and synchro seat tilting at the rate 2:1. [2]
- ▶ Possibility of seat lock and backrest in 5 positions. [3]
- ▶ Adjustable backrest tilt force. [4]
- ▶ Smoothly adjustable chair height.
- ▶ Seat sliding system (as an option). [5]
- ▶ Anti-shock protection preventing a backrest from hitting a user's back after the motion lever is released. [6]
- ▶ Upholstered headrest adjustable in two dimensions, comfortable even for tall people (as an option).
- ▶ Adjustable armrests: with soft pads • with soft pads and possibility of side movement (as an option).
- ▶ Base: black, nylon base • combination of polished and painted in white aluminum.
- ▶ Self-braking castors for carpets or parquets.
- ▶ Metal elements: **CHROME**



COMFORTABLY NETWORKING.

[SIT.NET]

Extra slim and ergonomic mesh backrest and wide seat enable without a doubt very comfortable seating. Ergonomic and catchy design are the added value of the Sit.Net line. The advance performances and the ease of use make Sit.Net an over-the-top product. Thanks to this chair our daily work in the office makes us happy and brings a lot of satisfaction. You will not leave the office without Sit.Net.



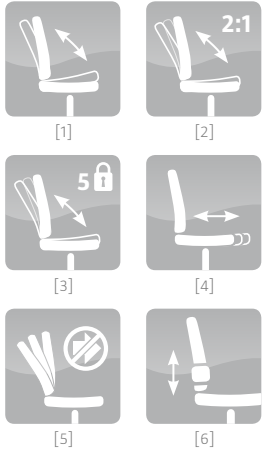


EXAMPLES OF MODEL RANGE



FEATURES & FUNCTIONS

- ▶ Office chair with an *Epron Synchron* mechanism.
- ▶ Soft upholstered seat.
- ▶ Fine mesh backrest available in a range of colours.
- ▶ Free floating seat and backrest. [1]
- ▶ Dynamic backrest and synchro seat tilting at the rate 2:1. [2]
- ▶ Possibility of seat lock and backrest in 5 positions. [3]
- ▶ Adjustable backrest tilt force.
- ▶ Smoothly adjustable chair height.
- ▶ Seat sliding system (as an option). [4]
- ▶ Anti-shock protection preventing a backrest from hitting a user's back after the motion lever is released. [5]
- ▶ Adjustable lumbar support (as an option). [6]
- ▶ Upholstered headrest adjustable in two dimensions, comfortable even for tall people (as an option).
- ▶ Adjustable armrests: with soft pads • with soft pads and possibility of side movement (as an option).
- ▶ Base: black, nylon base • combination of polished and painted in white aluminum.
- ▶ Self-braking castors for carpets or parquets.
- ▶ Metal elements: **CHROME**



21st century: people are on the run as never before. They do not want to stop; they hardly catch their breath. An intense lifestyle is a current indicator of being modern. Success is an object of desire. To achieve it, we often compel ourselves to undertake tremendous effort, often putting our health at risk. When we finally have time to sit for a while, even if it is only on an office chair, let us sit comfortably.

WORKS WITH YOU



EXAMPLES OF MODEL RANGE



► BIZZI R15K chrome
steel 36 chrome

+ Epron Synchron mechanism
and seat sliding system

► BIZZI gtp42
steel 36 chrome

+ Epron Synchron mechanism
and seat sliding system

► BIZZI R15K chrome
steel 36 chrome

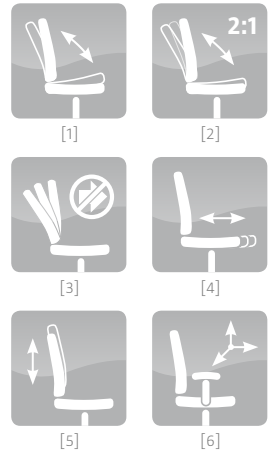
+ Active IN mechanism

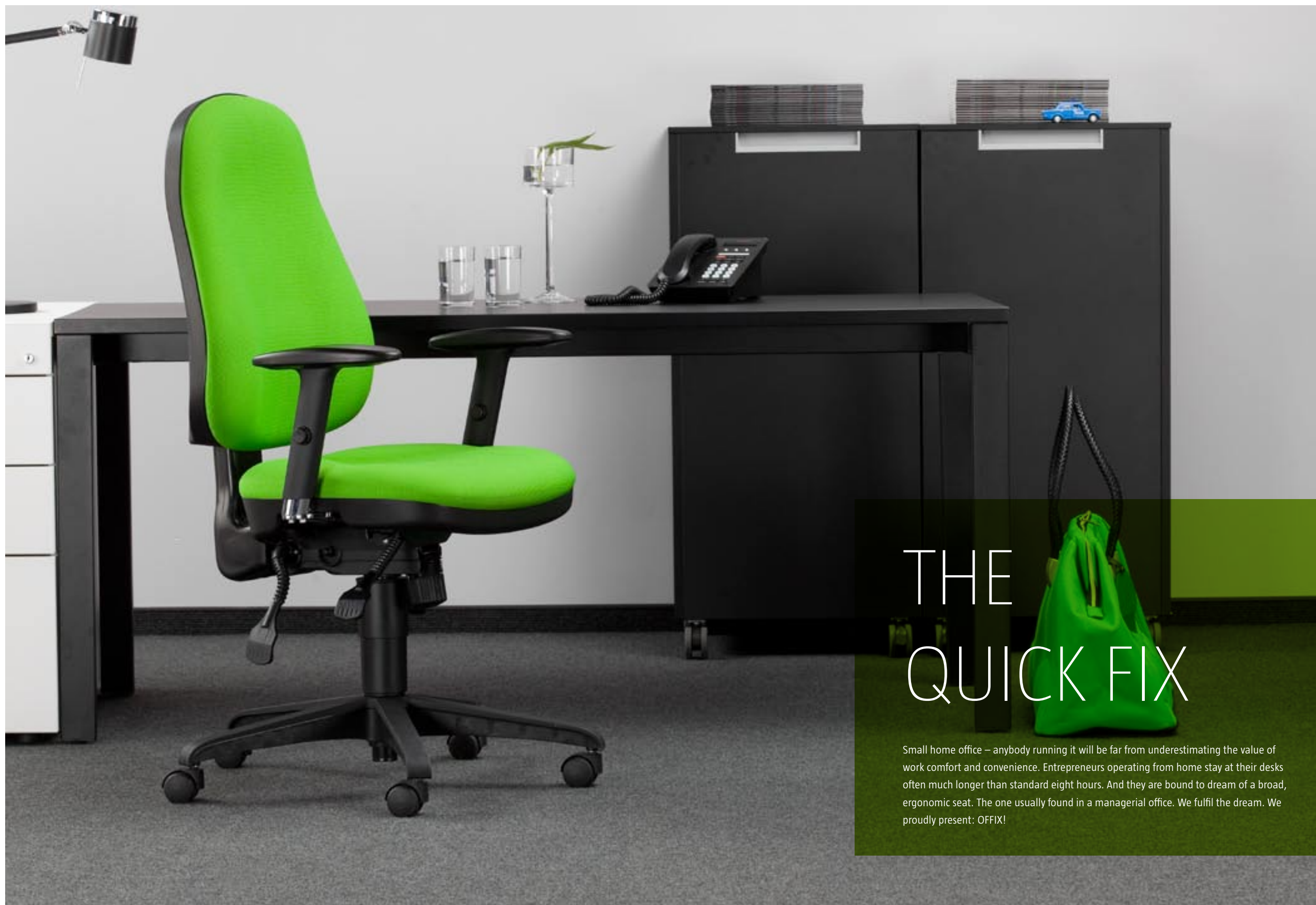
► BIZZI gts
steel 36 chrome

+ Active IN mechanism

FEATURES & FUNCTIONS

- Office chair with an *Epron Synchron* mechanism and seat sliding system or an *Active IN* mechanism.
- Wide, comfortable seat and ergonomically profiled backrest.
- Free floating seat and backrest. [1]
- Dynamic backrest and synchro seat tilting at the rate 2:1. [2]
- Possibility of seat lock and backrest in 5 positions (*Epron Synchron* version).
- Possibility of seat lock and backrest in 4 positions (*Active IN* version).
- Adjustable backrest tilt force.
- Anti-shock protection preventing a backrest from hitting a user's back after the motion lever is released. [3]
- Seat sliding system (*Epron Synchron* version). [4]
- Smoothly adjustable chair height.
- Up&Down function – smoothly adjustable backrest height. [5]
- Armrests with soft pads adjustable across 3 dimensions, with support in chrome or fixed armrests (as an option). [6]
- Base: combination of polished and painted in white aluminum.
- Self-braking castors for carpets or parquets.
- Metal elements: **CHROME**





THE QUICK FIX

Small home office – anybody running it will be far from underestimating the value of work comfort and convenience. Entrepreneurs operating from home stay at their desks often much longer than standard eight hours. And they are bound to dream of a broad, ergonomic seat. The one usually found in a managerial office. We fulfil the dream. We proudly present: OFFIX!



MODEL RANGE



► OFFIX R15G-3 TS16
+ Ibra mechanism



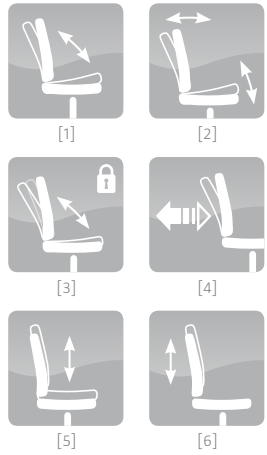
► OFFIX gtp41 TS16
+ Ibra mechanism



► OFFIX gts TS16
+ Ibra mechanism

FEATURES & FUNCTIONS

- Office chair with an *Ibra* mechanism.
- Soft upholstered seat and backrest.
- Wide comfortable seat and ergonomically profiled backrest.
- Free floating seat and backrest. [1]
- Separately tilting seat and backrest. [2]
- Possibility of seat and backrest blockades in a chosen positions. [3]
- Adjustable backrest tilt force. [4]
- Smoothly adjustable chair height. [5]
- Up&Down function – smoothly adjustable backrest height. [6]
- Adjustable armrests with soft polyurethane pads or fixed armrests (as an option).
- Base: black, nylon.
- Self-braking castors for carpets or parquets.



Chair used at the arrangement:
PUNKT ergo gtp47 TS02, upholstery: YN-079



[PUNKT]



OFFICE CHAIRS

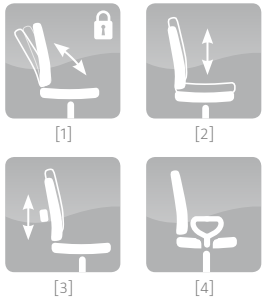
MODEL RANGE



- ▶ PUNKT ergo gtp47 TS02
- ▶ PUNKT ergo gts TS02
- ✦ Ergon 2L mechanism
- ✦ Ergon 2L mechanism

FEATURES & FUNCTIONS

- ▶ Office chair with an *Ergon 2L* mechanism.
- ▶ Wide comfortable seat and ergonomically profiled backrest.
- ▶ Possibility of backrest lock in chosen position. [1]
- ▶ Smoothly adjustable chair height. [2]
- ▶ Adjustable backrest height. [3]
- ▶ Fixed armrests. [4]
- ▶ Base: black, nylon.
- ▶ Self-braking castors for carpets or parquets.



La donna è mobile – Woman is fickle a title of an aria from Giuseppe Verdi's *Rigoletto* opera of 1851 remains eternally up-to-date. An archetype of a liable woman figure appears also in the works of Virgil or Francis I, king of France. We did not want to enter into discussion. We created MADAME.



A WOMAN'S

POINT OF VIEW.



 **NEW**

[**MADAME**]



OFFICE CHAIRS

EXAMPLES OF MODEL RANGE



► **MADAME white R19T2**
steel 36 chrome ESH-W
+ Tilt mechanism

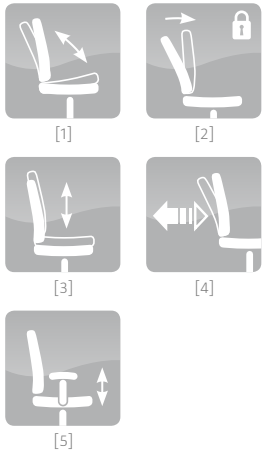
► **MADAME green R19T**
steel 36 chrome ESH
+ Tilt mechanism

► **MADAME black R19T**
TS16 ESH
+ Tilt mechanism

► **MADAME purple R19T**
TS16 ESH
+ Tilt mechanism

FEATURES & FUNCTIONS

- Office chair with a *Tilt* mechanism.
- Comfortable chair with a perfect geometric shape and simple form, designed especially for women.
- Soft upholstered seat and backrest.
- Decorative, nylon shield on the backrest available in four colours: white, black, green and purple.
- Free floating seat and backrest. [1]
- Possibility of seat lock and backrest in position to work. [2]
- Smoothly adjustable chair height. [3]
- Adjustable backrest tilt force. [4]
- Adjustable (in height) armrests with white pads (match the white shield and white castors) or black pads (match the rest of shields and black castors). [5]
- Base: combination of polished and painted in white aluminum • black, nylon.
- Self-braking castors for carpets or parquets, available in white and black colour.
- Metal elements: **CHROME**



In 2010 the global number of broadband Internet users rose to 430 million. Analysts predict the number to increase by as much as over 25% by 2015, reaching nearly 548 million. We live in the interconnected world where communication possibilities are unlimited, and information can be sent from one corner of the globe to the other in a matter of seconds. No-one needs to be explained how profoundly this enhances and improves the pursuit of daily tasks. Net, however, is exceptionally inspiring.

GOOD
AIRFLOW,
GOOD
WORKFLOW

Chair used at the arrangement:
OFFICER NET R19I TS16, upholstery: OP-20 (backrest), UNY-013 (seat)



[OFFICER NET]



OFFICE CHAIRS

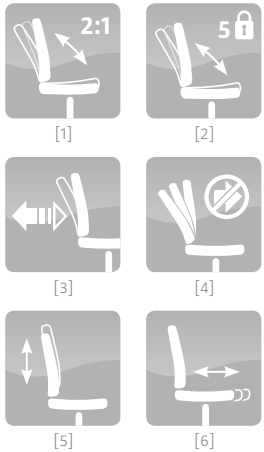
MODEL RANGE



► OFFICER NET R19I TS16 ► OFFICER NET gts TS16
+ Epron Synchron mechanism + Epron Synchron mechanism

FEATURES & FUNCTIONS

- Office chair with an *Epron Synchron* mechanism.
- Wide and comfortable mesh backrest, available in a range of colours with lumbar support.
- Soft, upholstered seat.
- Free floating seat and backrest.
- Dynamic backrest and synchro seat tilting at the rate 2:1. [1]
- Possibility of seat lock and backrest in 5 positions. [2]
- Adjustable backrest tilt force. [3]
- Anti-shock protection preventing a backrest from hitting a user's back after the motion lever is released. [4]
- Smoothly adjustable chair height.
- Up&Down function – smoothly adjustable backrest height. [5]
- Seat sliding system (as an option). [6]
- Adjustable (in height) armrests with soft pads (as an option).
- Base: black, nylon.
- Self-braking castors for carpets or parquets.





MODEL RANGE

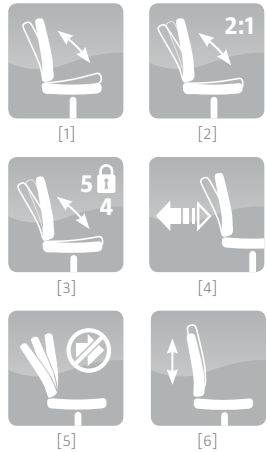


► **ROXY PW R19I**
steel 36 chrome
+ Imarc 660 mechanism

► **ROXY R19I TS16**
+ Active IN mechanism

FEATURES & FUNCTIONS

- Office chair with an *Active IN* or *Imarc 660* mechanism.
- Wide comfortable seat and ergonomically profiled backrest with thick foam block (*Active IN* version) or very comfortable, injected foam (*Imarc 660* version).
- Free floating seat and backrest. [1]
- Dynamic backrest and synchro seat tilting at the rate 2:1. [2]
- Possibility of seat lock and backrest in 4 positions (*Active IN* version). [3]
- Possibility of seat lock and backrest in 5 positions (*Imarc 660* version). [3]
- Adjustable backrest tilt force. [4]
- Anti-shock protection preventing a backrest from hitting a user's back after the motion lever is released. [5]
- Smoothly adjustable chair height.
- Up&Down function – smoothly adjustable backrest height. [6]
- Adjustable (in height) armrests with soft pads.
- Base: black, nylon base • combination of polished and painted in white aluminum.
- Self-braking castors for carpets or parquets.
- Metal elements: **CHROME**





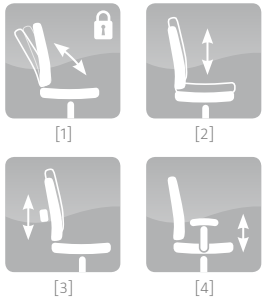
EXAMPLES OF MODEL RANGE



- ▶ I-LINE HR R19T TS16
+ Ergon 2L mechanism
- ▶ I-LINE HR gtp45 TS16
+ Ergon 2L mechanism
- ▶ I-LINE gtp45 TS16
+ Ergon 2L mechanism
- ▶ I-LINE gts TS16
+ Ergon 2L mechanism

FEATURES & FUNCTIONS

- ▶ Office chair with an *Ergon 2L* mechanism.
- ▶ High, upholstered backrest.
- ▶ Wide, comfortable upholstered seat.
- ▶ Nylon backrest shield.
- ▶ Possibility of backrest lock in chosen position. [1]
- ▶ Smoothly adjustable chair height. [2]
- ▶ Adjustable backrest height (by means of a screw). [3]
- ▶ Polypropylene headrest (as an option).
- ▶ Adjustable (in height) or fixed armrests (as an option). [4]
- ▶ Base: black, nylon.
- ▶ Self-braking castors for carpets or parquets.





 NEW

[TAKTIK]



OFFICE CHAIRS

MODEL RANGE



▶ TAKTIK R19T TS16
+ Ergon 2L mechanism



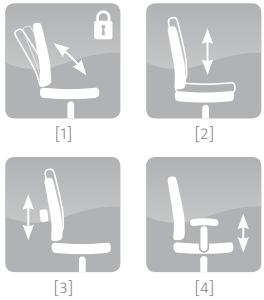
▶ TAKTIK gtp42 TS16
+ Ergon 2L mechanism



▶ TAKTIK gts TS16
+ Ergon 2L mechanism

FEATURES & FUNCTIONS

- ▶ Office chair with an *Ergon 2L* mechanism.
- ▶ Wide comfortable seat with thick foam and ergonomically profiled backrest.
- ▶ Decorative shield on the backrest.
- ▶ Possibility of backrest lock in chosen position. [1]
- ▶ Smoothly adjustable chair height. [2]
- ▶ Adjustable backrest height by means of a screw. [3]
- ▶ Adjustable (in height) or fixed armrests (as an option). [4]
- ▶ Base: black, nylon.
- ▶ Self-braking castors for carpets or parquets.



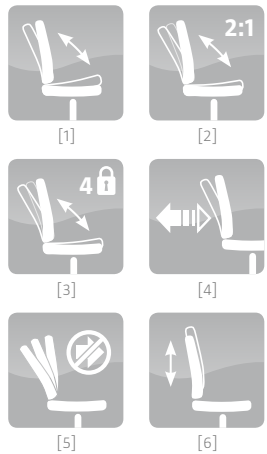


MODEL RANGE



FEATURES & FUNCTIONS

- Office chair with an *Active-1* mechanism.
- Wide comfortable seat and ergonomically profiled backrest.
- Backrest upholstered on both sides.
- Free floating seat and backrest. [1]
- Dynamic backrest and synchro seat tilting at the rate 2:1. [2]
- Possibility of seat lock and backrest in 4 positions. [3]
- Adjustable backrest tilt force. [4]
- Anti-shock protection preventing a backrest from hitting a user's back after the motion lever is released. [5]
- Smoothly adjustable chair height.
- Up&Down function - smoothly adjustable backrest height. [6]
- Upholstered headrest (as an option).
- Adjustable (in height) or fixed armrests.
- Base: polished aluminum • black, nylon.
- Self-braking castors for carpets or parquets.
- Metal elements: **CHROME**



Chairs used at the arrangement:
@-motion R15K chrome HRU steel 33 chrome, upholstery: YB-105 (seat & headrest)
@-motion R15K chrome HRU steel 33 chrome, upholstery: SD-01 (seat & headrest)



[@-MOTION®]

Design: Office Design Studio
All rights reserved



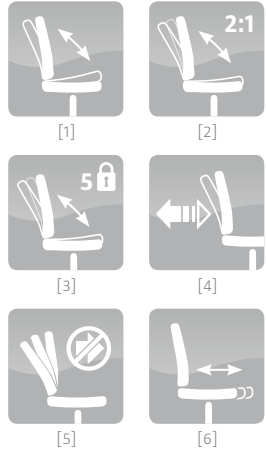
OFFICE CHAIRS

EXAMPLES OF MODEL RANGE



FEATURES & FUNCTIONS

- Office chair with an *Epron Synchron* mechanism.
- Fine mesh backrest.
- Fine mesh backrest with leather or fabric cover over the mesh (*U* version).
- Soft, upholstered seat.
- Free floating seat and backrest. [1]
- Dynamic backrest and synchro seat tilting at the rate 2:1. [2]
- Possibility of seat lock and backrest in 5 positions. [3]
- Adjustable backrest tilt force. [4]
- Anti-shock protection preventing a backrest from hitting a user's back after the motion lever is released. [5]
- Seat sliding system (except *ring base* version) [6]
- Smoothly adjustable chair height.
- Upholstered or plastic headrest (as an option).
- Armrests adjustable across 3 dimensions with soft pads.
- Base: polished aluminum.
- Self-braking castors for carpets or parquets.
- Ring base version available.
- Visitor version available.
- Metal elements: **CHROME**





MODEL RANGE



- ▶ **JUMP R15G**
steel 28 chrome
+ Tatto mechanism
- ▶ **JUMP gtp8 TS06**
+ Epron Synchron mechanism
- ▶ **JUMP cfp chrome**

FEATURES & FUNCTIONS

- ▶ Office chair with an *Epron Synchron* or a *Tatto* mechanism.
- ▶ Soft upholstered seat and backrest.
- ▶ Backrest upholstered on both sides.
- ▶ Free floating seat and backrest. [1]
- ▶ Dynamic backrest and synchro seat tilting at the rate 2:1. [2]
- ▶ Possibility of seat lock and backrest in 5 positions (*Epron Synchron* version). [3]
- ▶ Possibility of seat lock and backrest in 4 positions (*Tatto* version) [3]
- ▶ Adjustable backrest tilt force. [4]
- ▶ Anti-shock protection preventing a backrest from hitting a user's back after the motion lever is released. [5]
- ▶ Smoothly adjustable chair height. [6]
- ▶ Armrests adjustable across 2 dimensions with soft pads or fixed armrests.
- ▶ Base: polished aluminum • black, nylon.
- ▶ Self-braking castors for carpets or parquets.
- ▶ Visitor version available.
- ▶ Metal elements: **CHROME**



Chairs used at the arrangement:
QUATRO HR R2C steel 04 chrome, upholstery: YB-105
QUATRO cfp 25i chrome, upholstery: YB-105 (backrest), YB-009 (seat)



[QUATRO]



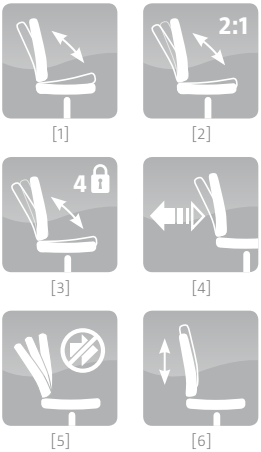
OFFICE CHAIRS

MODEL RANGE




FEATURES & FUNCTIONS

- ▶ Office chair with an *Active-1* mechanism.
- ▶ Wide comfortable seat and ergonomically profiled backrest.
- ▶ Soft, upholstered seat.
- ▶ Free floating seat and backrest. [1]
- ▶ Dynamic backrest and synchro seat tilting at the rate 2:1. [2]
- ▶ Possibility of seat lock and backrest in 4 positions. [3]
- ▶ Adjustable backrest tilt force. [4]
- ▶ Anti-shock protection preventing a backrest from hitting a user's back after the motion lever is released. [5]
- ▶ Smoothly adjustable chair height.
- ▶ Up&Down function – smoothly adjustable backrest height. [6]
- ▶ Upholstered headrest (as an option).
- ▶ Armrests adjustable across 2 dimensions with soft pads or fixed armrests.
- ▶ Base: polished aluminum.
- ▶ Self-braking castors for carpets or parquets.
- ▶ Visitor versions available.
- ▶ Metal elements: **CHROME**





EXAMPLES OF MODEL RANGE



FEATURES & FUNCTIONS

- Office chair with an *Epron Synchron* mechanism.
- Wide comfortable seat and ergonomically profiled backrest.
- Chair available with high and low backrest.
- Free floating seat and backrest. [1]
- Dynamic backrest and synchro seat tilting at the rate 2:1. [2]
- Possibility of seat lock and backrest in 5 positions. [3]
- Adjustable backrest tilt force. [4]
- Anti-shock protection preventing a backrest from hitting a user's back after the motion lever is released. [5]
- Seat sliding system (as an option)
- Smoothly adjustable chair height.
- Up&Down function – smoothly adjustable backrest height (only in *UP* version). [6]
- Adjustable (in height) armrests with soft pads.
- Base: polished aluminum.
- Self-braking castors for carpets or parquets.
- Visitor versions available.
- Metal elements: **CHROME**



Chairs used at the arrangement:
MONTANA R15G steel 11 chrome, upholstery: YB-105 (seat), NT-01 (backrest)
MONTANA lux cfp chrome, upholstery: YB-105 (seat), NT-01 (backrest)



MODEL RANGE



► **MONTANA HB LU R15G**
steel 11 chrome

✦ Epron Synchron Plus mechanism and seat sliding system



► **MONTANA R15G**
steel 11 chrome

✦ Epron Synchron mechanism and seat sliding system



► **MONTANA R15G**
steel 11 chrome

✦ Epron Synchron mechanism



► **MONTANA lux cfp** chrome



[MONTANA]

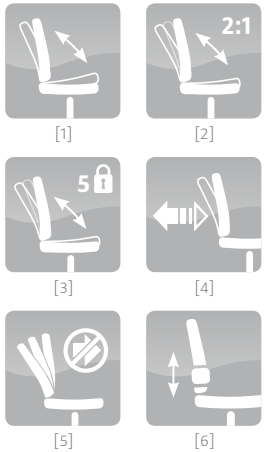
Design: NS Design Team
All rights reserved



OFFICE CHAIRS

FEATURES & FUNCTIONS

- Office chair with an *Epron Synchron* or *Epron Synchron Plus* mechanism.
- Fine mesh backrest available in range of colours.
- Soft, upholstered seat.
- Free floating seat and backrest. [1]
- Dynamic backrest and synchro seat tilting at the rate 2:1. [2]
- Possibility of seat lock and backrest in 5 positions. [3]
- Adjustable backrest tilt force. [4]
- Anti-shock protection preventing a backrest from hitting a user's back after the motion lever is released. [5]
- Seat sliding system (as an option).
- Smoothly adjustable chair height.
- Adjustable lumbar support (as an option). [6]
- Armrests adjustable across 2 dimensions with soft pads.
- Base: polished aluminum.
- Self-braking castors for carpets or parquets.
- Visitor version available.
- Metal elements: **CHROME**



Chairs used at the arrangement:
CINQUE 4L arm chrome, upholstery: YB-009
CINQUE 4L arm black, upholstery: YB-105



[CINQUE]



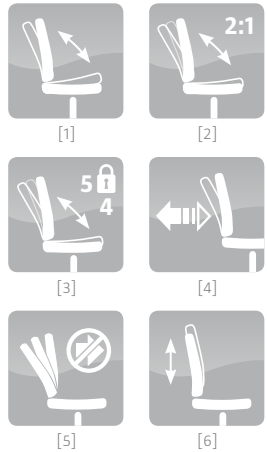
OFFICE CHAIRS

EXAMPLES OF MODEL RANGE



FEATURES & FUNCTIONS

- Office chair with an *Active-1* or *Imarc 840* mechanism.
- Comfortable seat and ergonomically profiled backrest.
- Free floating seat and backrest. [1]
- Dynamic backrest and synchro seat tilting at the rate 2:1. [2]
- Possibility of seat lock and backrest in 5 positions. (*Imarc 840* version). [3]
- Possibility of seat lock and backrest in 4 positions (*Active-1* version). [3]
- Adjustable backrest tilt force. [4]
- Anti-shock protection preventing a backrest from hitting a user's back after the motion lever is released. [5]
- Seat sliding system (*Imarc 840* version).
- Smoothly adjustable chair height.
- Up&Down function – smoothly adjustable backrest height (*Active-1* version). [6]
- Armrests adjustable across 2 dimensions with soft pads or fixed armrests.
- Base: polished aluminum • steel, powder coated.
- Self-braking castors for carpets or parquets.
- Visitor versions available.
- Metal elements: **CHROME ALU BLACK**





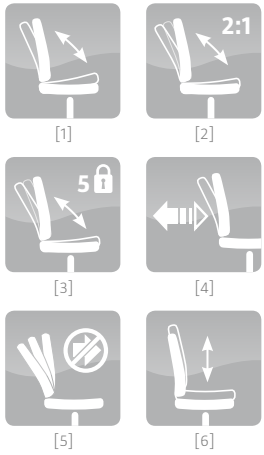
MODEL RANGE



- ▶ **BOLERO II R1B**
steel 02 chrome
+ Epron Synchron mechanism
- ▶ **BOLERO II R1B TS06**
+ Epron Synchron mechanism

FEATURES & FUNCTIONS

- ▶ Office chair with an *Epron Synchron* mechanism.
- ▶ Comfortable seat and ergonomically profiled backrest.
- ▶ Backrest upholstered on both sides.
- ▶ Free floating seat and backrest. [1]
- ▶ Dynamic backrest and synchro seat tilting at the rate 2:1. [2]
- ▶ Possibility of seat lock and backrest in 5 positions. [3]
- ▶ Adjustable backrest tilt force. [4]
- ▶ Anti-shock protection preventing a backrest from hitting a user's back after the motion lever is released. [5]
- ▶ Smoothly adjustable chair height. [6]
- ▶ Adjustable (in height) armrests with soft pads.
- ▶ Base: steel, chromium plated • black, nylon.
- ▶ Self-braking castors for carpets or parquets.
- ▶ Metal elements: **CHROME**





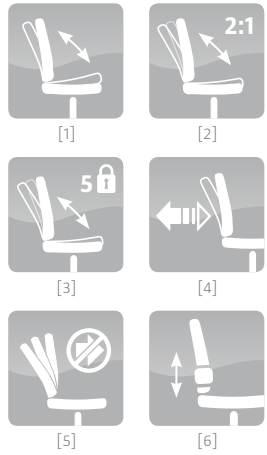
EXAMPLES OF MODEL RANGE



- ▶ NEO II HR gtp9 steel 02 alu
+ Duetto Synchron /MPD-165/ mechanism
- ▶ NEO II LU gtp9 steel 02 alu
+ Duetto Synchron /MPD-165/ mechanism
- ▶ NEO II gtp9 steel 02 alu
+ Duetto Synchron /MPD-165/ mechanism
- ▶ NEO II gtp9 TS 06
+ Duetto Synchron /MPD-165/ mechanism
- ▶ NEO II cfp black

FEATURES & FUNCTIONS

- ▶ Office chair with a *Duetto Synchron /MPD-165/* mechanism.
- ▶ Wide comfortable seat and ergonomically profiled backrest.
- ▶ Free floating seat and backrest. [1]
- ▶ Dynamic backrest and synchro seat tilting at the rate 2:1. [2]
- ▶ Possibility of seat lock and backrest in 5 positions. [3]
- ▶ Adjustable backrest tilt force. [4]
- ▶ Anti-shock protection preventing a backrest from hitting a user's back after the motion lever is released. [5]
- ▶ Smoothly adjustable chair height.
- ▶ Adjustable lumbar support (as an option). [6]
- ▶ Upholstered, adjustable headrest (as an option).
- ▶ Fixed armrests.
- ▶ Base: steel, powder coated • black, nylon.
- ▶ Self-braking castors for carpets or parquets.
- ▶ Visitor version available.
- ▶ Metal elements: **ALU BLACK**



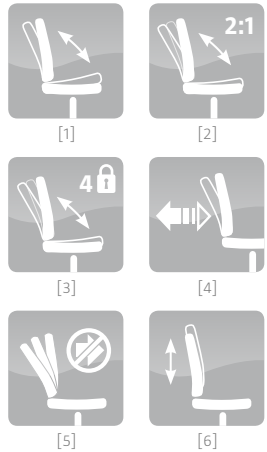


EXAMPLES OF MODEL RANGE



FEATURES & FUNCTIONS

- Office chair with a *CPT*, *Kontakt* or an *Active-1* mechanism.
- Wide comfortable seat and ergonomically profiled backrest made of injected foam.
- Free floating seat and backrest (*Active-1* version). [1]
- Dynamic backrest and synchro seat tilting at the rate 2:1 (*Active-1* version). [2]
- Possibility of backrest lock in chosen position (*CPT* and *Kontakt* versions).
- Possibility of seat lock and backrest in 4 positions (*Active-1* version). [3]
- Adjustable backrest tilt force (*Active-1* version). [4]
- Anti-shock protection preventing a backrest from hitting a user's back after the motion lever is released (*Kontakt* and *Active-1* versions). [5]
- Seat sliding system (*CPT* version).
- Smoothly adjustable chair height.
- Up&Down function – smoothly adjustable backrest height (*Active-1* version). [6]
- Adjustable backrest height by a means of a screw (*CPT* and *Kontakt* versions).
- Adjustable (in height) armrests with soft pads or fixed armrests.
- Base: steel, chromium plated • black, nylon.
- Self-braking castors for carpets or parquets.
- Visitor version available.
- Metal elements: **CHROME ALU BLACK**





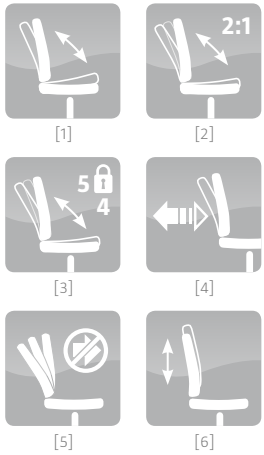
MODEL RANGE



- ▶ **INSPIRE R10**
steel 02 chrome
+ Active-1 mechanism
- ▶ **INSPIRE R10**
steel 02 chrome
+ Epron Synchron mechanism
- ▶ **INSPIRE cfs** chrome

FEATURES & FUNCTIONS

- ▶ Office chair with an *Active-1* or an *Epron Synchron* mechanism.
- ▶ Wide comfortable seat and ergonomically profiled backrest both made of injected foam.
- ▶ Free floating seat and backrest. [1]
- ▶ Dynamic backrest and synchro seat tilting at the rate 2:1. [2]
- ▶ Possibility of seat lock and backrest in 5 positions (*Epron Synchron* version). [3]
- ▶ Possibility of seat lock and backrest in 4 positions (*Active-1* version). [3]
- ▶ Adjustable backrest tilt force. [4]
- ▶ Anti-shock protection preventing a backrest from hitting a user's back after the motion lever is released. [5]
- ▶ Up&Down function – smoothly adjustable backrest height (*Active-1* version). [6]
- ▶ Adjustable (in height) armrests.
- ▶ Base: steel, chromium plated.
- ▶ Self-braking castors for carpets or parquets.
- ▶ Visitor version available.
- ▶ Metal elements: **CHROME ALU**



Chairs used at the arrangement:
ENJOY R, upholstery: black mesh
ENJOY R HR, upholstery: black mesh



[ENJOY]



OFFICE CHAIRS

MODEL RANGE

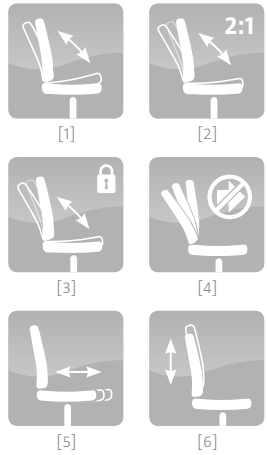


▶ ENJOY R HR
+ Synchron mechanism

▶ ENJOY R
+ Synchron mechanism

FEATURES & FUNCTIONS

- ▶ Office chair with a *Synchron* mechanism.
- ▶ Fine mesh seat and backrest available in black colour.
- ▶ Free floating seat and backrest. [1]
- ▶ Dynamic backrest and synchro seat tilting at the rate 2:1. [2]
- ▶ Possibility of seat lock and backrest in chosen position. [3]
- ▶ Side tension – easy adjustment of tilt force by a winch. [4]
- ▶ Anti-shock protection preventing a backrest from hitting a user's back after the motion lever is released. [4]
- ▶ Seat sliding system. [5]
- ▶ Smoothly adjustable chair height.
- ▶ Up&Down function – smoothly adjustable backrest height. [6]
- ▶ Fine mesh adjustable headrest.
- ▶ Armrests adjustable across 2 dimensions with soft pads.
- ▶ Base: polished aluminum.
- ▶ Self-braking castors for carpets or parquets, available in white and black colour.
- ▶ Metal elements: **CHROME**



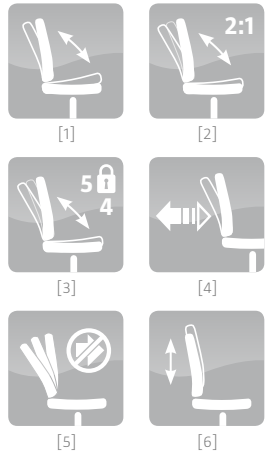


EXAMPLES OF MODEL RANGE



FEATURES & FUNCTIONS

- Office chair with an *Active-1*, *Imarc 840* or a *CPT* mechanism.
- Comfortable seat and ergonomically profiled backrest both made of injected foam.
- Chair available with high and low backrest.
- Free floating seat and backrest (*Active-1* and *Imarc 840* version). [1]
- Dynamic backrest and synchro seat tilting at the rate 2:1 (*Active-1* and *Imarc 840* version). [2]
- Possibility of backrest lock in chosen position (*CPT* version).
- Possibility of seat lock and backrest in 5 positions (*Imarc 840* version). [3]
- Possibility of seat lock and backrest in 4 positions (*Active-1* version). [3]
- Adjustable backrest tilt force (*Active-1* and *Imarc 840* version). [4]
- Anti-shock protection preventing a backrest from hitting a user's back after the motion lever is released (*Active-1* and *Imarc 840* version). [5]
- Seat sliding system (*CPT* and *Imarc 840* version).
- Smoothly adjustable chair height.
- Up&Down function – smoothly adjustable backrest height (*Active-1* version). [6]
- Adjustable backrest height (*CPT* version).
- Armrests adjustable across 2 dimensions with soft pads or fixed armrests.
- Base: steel, chromium plated polished aluminum • black, nylon.
- Self-braking castors for carpets or parquets.
- Metal elements: **CHROME ALU BLACK**



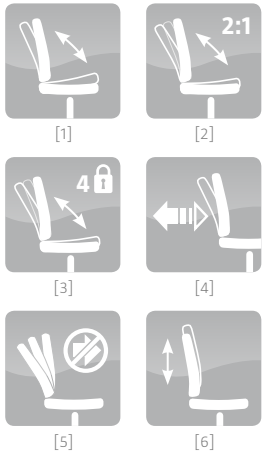


EXAMPLES OF MODEL RANGE



FEATURES & FUNCTIONS

- Office chair with an *Active-1* mechanism.
- Soft upholstered seat and backrest.
- Chair available with high and low backrest.
- Free floating seat and backrest. [1]
- Dynamic backrest and synchro seat tilting at the rate 2:1. [2]
- Possibility of seat lock and backrest in 4 positions. [3]
- Adjustable backrest tilt force. [4]
- Anti-shock protection preventing a backrest from hitting a user's back after the motion lever is released. [5]
- Smoothly adjustable chair height.
- Up&Down function – smoothly adjustable backrest height. [6]
- Fixed armrests (as an option).
- Base: black, nylon.
- Self-braking castors for carpets or parquets.
- Visitor version available.
- Metal elements: **BLACK**





EXAMPLES OF MODEL RANGE



▶ MASTER 10 R1F steel 01
+ Active-1 mechanism

▶ MASTER 10 PW gtp20 TS02
+ Kontakt mechanism

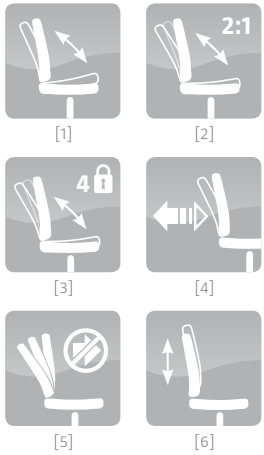
▶ MASTER 10 gtp20 TS02
+ CPT mechanism

▶ MASTER 09 gtp20 TS02
+ CPT mechanism

▶ MASTER 09 cfp

FEATURES & FUNCTIONS

- ▶ Office chair with an *Active-1*, *Kontakt* or a *CPT* mechanism.
- ▶ Comfortable seat and ergonomically profiled backrest both made of injected foam.
- ▶ Chair available with high and low backrest.
- ▶ Free floating seat and backrest (*Active-1* version). [1]
- ▶ Dynamic backrest and synchro seat tilting at the rate 2:1 (*Active-1* version). [2]
- ▶ Possibility of backrest lock in chosen position (*CPT* version).
- ▶ Possibility of seat lock and backrest in 4 positions (*Active-1* version). [3]
- ▶ Adjustable backrest tilt force (*Active-1* version). [4]
- ▶ Anti-shock protection preventing a backrest from hitting a user's back after the motion lever is released (*Active-1* version). [5]
- ▶ Seat sliding system (*CPT* version).
- ▶ Smoothly adjustable chair height.
- ▶ Up&Down function – smoothly adjustable backrest height (*Active-1* version). [6]
- ▶ Adjustable backrest height.
- ▶ Adjustable (in height) or fixed armrests with soft pads.
- ▶ Base: steel, chromium plated • black, nylon.
- ▶ Self-braking castors for carpets or parquets.
- ▶ Visitor version available.
- ▶ Metal elements: **CHROME ALU BLACK**





FEATURES & FUNCTIONS

- ▶ Office chair with a *CPT* mechanism.
- ▶ Soft upholstered seat and backrest.
- ▶ Possibility of backrest lock in chosen position.
- ▶ Seat sliding system.
- ▶ Smoothly adjustable chair height.
- ▶ Adjustable backrest height.
- ▶ Fixed armrests.
- ▶ Base: black, nylon.
- ▶ Self-braking castors for carpets or parquets.
- ▶ Visitor version available.
- ▶ Metal elements: **CHROME ALU BLACK**

MODEL RANGE



▶ **MIND gtp7 TS 02**
+ CPT mechanism

▶ **MIND cfs chrome**

FEATURES & FUNCTIONS

- ▶ Comfortable chair designed for children.
- ▶ Acceptable user's weight up to 45 kg.
- ▶ Soft upholstered seat and backrest.
- ▶ Smoothly adjustable backrest height.
- ▶ Adjustable seat depth by means of a screw.
- ▶ Smoothly adjustable chair height by means of a gas lift dedicated for children.
- ▶ Base: black, nylon.
- ▶ Self-braking castors for carpets or parquets.

MODEL RANGE



▶ **MINISTYLE gtp black**

▶ **MINISTYLE gts black**



FEATURES & FUNCTIONS

- ▶ Comfortable chair designed for children.
- ▶ Acceptable user's weight up to 45 kg.
- ▶ Soft upholstered seat and backrest.
- ▶ Available in children's fabric range.
- ▶ Smoothly adjustable backrest height.
- ▶ Adjustable seat depth by means of a screw.
- ▶ Smoothly adjustable chair height by means of a gas lift dedicated for children.
- ▶ Base: black, nylon.
- ▶ Self-braking castors for carpets or parquets.



MODEL RANGE



▶ PRINCESS



▶ SUPERSTAR



▶ PONY



▶ BUTTERFLY



▶ PIRATE



NEW



UNIQUE
DESIGN

FOR

KIDS & TEENS

CARTOONS LINE

Upholstery design:
Marcela Kawka – Princess, Pirate
Kinga Chmielarz – other upholsteries



▶ TURBO



▶ LA LIGA



▶ DINO



▶ GTP



▶ GTS



▶ SMALL



► PRINCESS small TS22



► PONY small TS22



► BUTTERFLY small TS22



► PIRATE small TS22



► TURBO small TS22



► LA LIGA small TS22



► DINO small TS22



► SUPERSTAR small TS22



► PRINCESS gtp TS22



► PONY gtp TS22



► BUTTERFLY gtp TS22



► PIRATE gtp TS22



► TURBO gtp TS22



► LA LIGA gtp TS22



► DINO gtp TS22



► SUPERSTAR gtp TS22



[PICCOLO]

NEW FOR KIDS&TEENS

FEATURES & FUNCTIONS

- ▶ Comfortable chair for kids & teens.
- ▶ Fine mesh backrest available in a range of colours.
- ▶ Soft, upholstered seat.
- ▶ Adjustable seat depth by means of a screw.
- ▶ Smoothly adjustable chair height.
- ▶ Fixed armrests.
- ▶ Base: black, nylon.
- ▶ Self-braking castors for carpets or parquets.



MODEL RANGE



▶ PICCOLO gtp44 TS02

▶ PICCOLO gts TS02

FEATURES & FUNCTIONS

- ▶ Comfortable chair designed for kids & teens.
- ▶ Fine mesh backrest available in a range of colours.
- ▶ Soft, upholstered seat.
- ▶ Adjustable seat depth by means of a screw.
- ▶ Smoothly adjustable chair height by means of a gas lift dedicated for children.
- ▶ Base: black, nylon.
- ▶ Self-braking castors for carpets or parquets.

[BOBI]

FOR KIDS&TEENS NEW

MODEL RANGE



▶ BOBI gts TS22



[SAMBA II GTP]



FEATURES & FUNCTIONS

- ▶ Soft upholstered seat and backrest.
- ▶ Smoothly adjustable chair height by means of a gas lift.
- ▶ Armrests with wooden pads.
- ▶ Base: steel, chromium plated.
- ▶ Self-braking castors for carpets or parquets.
- ▶ Metal elements: **CHROME**



▶ SAMBA II gtp

FEATURES & FUNCTIONS

- ▶ Plywood seat and backrest.
- ▶ Soft upholstered seat (*seat plus* version).
- ▶ Soft upholstered seat and backrest (*plus* version).
- ▶ Smoothly adjustable chair height by means of a gas lift.
- ▶ Armrests with wooden pads.
- ▶ Base: steel, chromium plated.
- ▶ Self-braking castors for carpets or parquets.
- ▶ Metal elements: **CHROME**



▶ CAFE VI gtp

▶ CAFE VI gtp plus

[CAFE VI GTP]



[BINGO GTP]



Design: herrmann + stumpf • ulm
All rights reserved

FEATURES & FUNCTIONS

- ▶ Plywood seat and backrest.
- ▶ Soft upholstered seat (*seat plus* version).
- ▶ Soft upholstered seat and backrest (*plus* version).
- ▶ Smoothly adjustable chair height by means of a gas lift.
- ▶ Armrests with wooden pads.
- ▶ Base: steel, chromium plated.
- ▶ Self-braking castors for carpets or parquets.
- ▶ Metal elements: **CHROME**



▶ BINGO gtp



▶ BINGO gtp plus

FEATURES & FUNCTIONS

- ▶ Plywood seat and backrest.
- ▶ Soft upholstered seat (*seat plus* version).
- ▶ Soft upholstered seat and backrest (*plus* version).
- ▶ Smoothly adjustable chair height by means of a gas lift.
- ▶ Base: steel, chromium plated.
- ▶ Self-braking castors for carpets or parquets.
- ▶ Metal elements: **CHROME**



▶ CAFE VII gts steel 23



▶ CAFE VII gts seat plus steel 23

★ NEW [CAFE VII GTS]



[SMART]



Design: NS Design Team
All rights reserved



► **SMART R3D steel 01 chrome**
+ CPT mechanism



► **SMART gtp27 TS02**
+ CPT mechanism

FEATURES & FUNCTIONS

- Office chair with a *CPT* mechanism.
- Comfortable seat and ergonomically profiled backrest.
- Soft upholstered seat and backrest.
- Possibility of backrest lock in chosen position.
- Smoothly adjustable chair height.
- Seat sliding system.
- Adjustable backrest height.
- Adjustable (in height) armrests with soft pads or fixed armrests.
- Base: steel, chromium plated • black, nylon.
- Self-braking castors for carpets or parquets.
- Metal elements: **CHROME**

FEATURES & FUNCTIONS

- Office chair with a *CPT* or a *Kontakt* mechanism.
- Soft upholstered seat and backrest.
- Ergonomically profiled backrest.
- Possibility of backrest lock in chosen position.
- Anti-shock protection preventing a backrest from hitting a user's back after the motion lever is released (*Kontakt* version).
- Seat sliding system (*CPT* version).
- Smoothly adjustable chair height.
- Adjustable backrest height.
- Adjustable (in height) armrests with soft pads or fixed armrests.
- Base: black, nylon.
- Self-braking castors for carpets or parquets.
- Visitor version available.

[WEBST@R]



► **WEBST@R gtp2 profil**
+ CPT mechanism



► **WEBST@R R1E profil**
+ Kontakt mechanism

[STILLO]



► **STILLO 10 gtp18**
+ Active-1 mechanism



► **STILLO 09 gtp18**
+ Active-1 mechanism

FEATURES & FUNCTIONS

- Office chair with a *CPT* or an *Active-1* mechanism.
- Soft upholstered seat and backrest.
- Decorative backrest.
- Free floating seat and backrest (*Active-1* version).
- Dynamic backrest and synchro seat tilting at the rate 2:1 (*Active-1* version).
- Possibility of seat lock and backrest in 4 positions (*Active-1* version).
- Possibility of backrest lock in chosen position (*CPT* version).
- Adjustable backrest tilt force (*Active-1* version).
- Anti-shock protection preventing a backrest from hitting a user's back after the motion lever is released (*Active-1* version).
- Smoothly adjustable chair height.
- Up&Down function – smoothly adjustable backrest height (*Active-1* version).
- Seat sliding system (*CPT* version).
- Fixed armrests.
- Base: black, nylon.
- Self-braking castors for carpets or parquets.

FEATURES & FUNCTIONS

- Office chair with a *CPT* mechanism.
- Soft upholstered seat and backrest.
- Ergonomically profiled backrest.
- Possibility of backrest lock in chosen position.
- Seat sliding system.
- Smoothly adjustable chair height.
- Adjustable backrest height.
- Adjustable (in height) armrests with soft pads or fixed armrests.
- Base: black, nylon.
- Self-braking castors for carpets or parquets.

[PEGAZ]



► **PEGAZ gtp2 ergo**
+ CPT mechanism



► **PEGAZ R3 ergo**
+ CPT mechanism

[JUPITER]



► **JUPITER gtp6 ergo**
+ CPT mechanism



► **JUPITER gts ergo**
+ CPT mechanism

FEATURES & FUNCTIONS

- Office chair with a *CPT* mechanism.
- Soft upholstered seat and backrest.
- Ergonomically profiled seat and backrest.
- Possibility of backrest lock in chosen position.
- Seat sliding system.
- Smoothly adjustable chair height.
- Adjustable backrest height.
- Fixed armrests.
- Base: black, nylon.
- Self-braking castors for carpets or parquets.

FEATURES & FUNCTIONS

- Office chair with a *CPT* or an *Active-1* mechanism.
- Soft upholstered seat and backrest.
- Ergonomically profiled seat and backrest.
- Chair available with high and low backrest.
- Free floating seat and backrest (*Active-1* version).
- Dynamic backrest and synchro seat tilting at the rate 2:1 (*Active-1* version).
- Possibility of backrest lock in chosen position (*CPT* version).
- Possibility of seat lock and backrest in 4 positions (*Active-1* version).
- Adjustable backrest tilt force (*Active-1* version).
- Anti-shock protection preventing a backrest from hitting a user's back after the motion lever is released (*Active-1* version).
- Seat sliding system (*CPT* version).
- Smoothly adjustable chair height.
- Adjustable backrest height (*CPT* version).
- Fixed armrests (as an option).
- Base: black, nylon.
- Self-braking castors for carpets or parquets.

[FLEX]



► **FLEX 10 gtp17**
+ Active-1 mechanism



► **FLEX 09 gts**
+ CPT mechanism

[PRESTIGE]



► PRESTIGE profil gtp13
+ CPT mechanism



► PRESTIGE profil R3D
+ CPT mechanism

FEATURES & FUNCTIONS

- Office chair with a *CPT* mechanism.
- Soft upholstered seat and backrest.
- Ergonomically profiled backrest.
- Possibility of backrest lock in chosen position.
- Seat sliding system.
- Smoothly adjustable chair height.
- Adjustable backrest height.
- Adjustable (in height) or fixed armrests.
- Base: black, nylon.
- Self-braking castors for carpets or parquets.



[IDEA]



► IDEA 10 gtp2
+ CPT mechanism



► IDEA 09 cfp

FEATURES & FUNCTIONS

- Office chair with a *CPT* mechanism.
- Soft upholstered seat and backrest.
- Possibility of backrest lock in chosen position.
- Seat sliding system.
- Smoothly adjustable chair height.
- Adjustable backrest height.
- Fixed armrests (as an option).
- Base: black, nylon.
- Self-braking castors for carpets or parquets.
- Visitor version available.
- Metal elements: **BLACK**

[SATURN]



► SATURN gts ergo
+ CPT mechanism

FEATURES & FUNCTIONS

- Office chair with a *CPT* mechanism.
- Soft upholstered seat and backrest.
- Ergonomically profiled seat and backrest.
- Possibility of backrest lock in chosen position.
- Seat sliding system.
- Smoothly adjustable chair height.
- Adjustable backrest height.
- Base: black, nylon.
- Self-braking castors for carpets or parquets.

FEATURES & FUNCTIONS

- Non-slippery seat and backrest surface.
- Smoothly adjustable chair height by means of a gas lift.
- Base: steel with plastic covers
 - steel with plastic covers, available on glides (*ring base* version)
- Metal, powder coated ring supporting feet with a height regulation by means of a screw (*ring base* version).
- Self-braking castors for carpets or parquets.
- Metal elements: **BLACK**



► NEGRO gts



► NEGRO gts + ring base

FEATURES & FUNCTIONS

- Plywood backrest.
- Upholstered or plywood seat.
- Smoothly adjustable chair height by means of a gas lift.
- Base: black, steel, available on glides (*foot base* version).
- Non-slippery support for feet with a height adjustment by means of a screw.
- Self-braking castors for carpets or parquets.
- Metal elements: **BLACK**



► WEREK



► WEREK plus + foot base

[NEGRO]



[WEREK]



[GOLIAT]



FEATURES & FUNCTIONS

- ▶ Soft, upholstered seat.
- ▶ Smoothly adjustable chair height by means of a gas lift.
- ▶ Base: black, steel with plastic covers
 - steel with plastic covers available on glides only (*ring base* version)
- ▶ Metal, powder coated ring supporting feet with a height regulation by means of a screw (*ring base* version).
- ▶ Self-braking castors for carpets or parquets.
- ▶ Metal elements: **BLACK**



▶ GOLIAT

▶ GOLIAT + ring base

FEATURES & FUNCTIONS

- ▶ Soft, upholstered seat and backrest.
- ▶ Smoothly adjustable chair height by means of a gas lift.
- ▶ Base: steel with plastic covers, available on glides only.
- ▶ Metal, powder coated ring supporting feet with a height regulation by means of a screw.
- ▶ Metal elements: **BLACK**



▶ SENIOR gts + ring base

[SENIOR]



[WORKER]



FEATURES & FUNCTIONS

- ▶ Non-slippery seat surface.
- ▶ Smoothly adjustable chair height by means of a gas lift.
- ▶ Base: steel, chromium plated available on glides only • black, nylon, available on glides only.
- ▶ Metal, powder coated ring supporting feet with a height regulation by means of a screw.
- ▶ Metal elements: **CHROME BLACK**



▶ WORKER steel + ring base

▶ WORKER + ring base

FEATURES & FUNCTIONS

- ▶ Office chair with a *CPT* mechanism (*SMART gtp27 steel* version).
- ▶ Soft upholstered seat and backrest.
- ▶ Adjustable backrest height.
- ▶ Possibility of backrest lock in chosen position.
- ▶ Seat sliding system (*CPT* version).
- ▶ Smoothly adjustable chair height.
- ▶ Fixed armrests (as an option)
- ▶ Metal, chromium plated ring supporting feet with a height regulation by means of a screw (*SMART gtp27 steel* version).
- ▶ Metal, chromium plated or powder coated ring supporting feet with a height regulation by means of a screw.
- ▶ Base: steel chromium plated available on glides only • black, nylon, available on glides only.
- ▶ Metal elements: **CHROME BLACK**



▶ SMART gts + ring base

▶ SMART gtp27 steel + ring base chrome
+ CPT mechanism

NEW [SMART RB]

Design: NS Design Team
All rights reserved



CONFERENCE CHAIRS




CONTENTS

alphabetical order

[CONFERENCE CHAIRS & TABLES]



TABLES



HANGERS



We offer you STEP – a multifunctional line of chairs ideal for every conference room. With our STEP line each business meeting is bound to conclude successfully, as nothing better facilitates taking right decisions than ideal environment in which talks are held.



FIRST STEP

TO SUCCESS

EXAMPLES OF MODEL RANGE:

[STEP]



► STEP – 31 GR – FL CR – RL GR – NA



► STEP – 32 GR – FL GR – RL GR – ARM



► STEP – 32 GR – FL GR – RL GR – ARM



► STEP – 33 BL – FL CR – NA



► STEP – 33 GR – FL GR – ARM



► STEP – 31 BL – FL BL – NA



► STEP – 31 BL – FL BL – ARM – TR BL



► STEP – 32 BL – FL CR – NA



► STEP – 33 BL – FL CR – ARM – TR BL



► STEP – 332 GR – FR CR



► STEP – 431 BL – FR BL – T



► CART



FEATURES & FUNCTIONS

- ▶ Multifunctional conference chairs.
- ▶ Plastic seat and backrest (33 version).
- ▶ Soft upholstered seat and backrest (31 version).
- ▶ Mesh backrest and soft upholstered seat (32 version).
- ▶ Chromium plated or powder coated (in grey or black colour) metal frame.
- ▶ Plastic armrests (as an option).
- ▶ Anti-panic, plastic folding writing tablet available for the right- and left handed (as an option).
- ▶ Step benches available for 3, 4 users.
- ▶ Black melamine table (as an option only for benches).
- ▶ Castors in two colours (black or grey as an option).
- ▶ Trolley for easily transporting chair after stacking.
- ▶ Plastic shield under the seat that protects the seat while stacking.
- ▶ Stacking – max 10 pieces.
- ▶ Metal elements: **CHROME GREY BLACK**



SEAT AND BACKREST








31 GR 31 BL 32 GR 32 BL 33 GR 33 BL

FRAME (FOUR LEGS)





FL CR FL BL FL GR

CASTORS (ROLLS)




RL GR RL BL

ARMRESTS








NA ARM* TR BL TR GR TL BL TL GR


*(colour adequate with seat and backrest)

SYMBOL DESCRIPTION		
SEAT & BACKREST	31	Upholstered seat and backrest
	32	Upholstered seat and mesh backrest
	33	Seat and backrest made of plastic
	BL	Plastic elements in black colour
	GR	Plastic elements in grey colour (RAL 7045)
FRAME	FL	Four legs
	BL	Frame in black colour
	GR	Frame in grey colour (RAL 7045)
	CR	Chrome plated frame
ARMREST	NA	Version without armrests
	ARM	Version with armrests (colour adequate with seat and backrest)
CASTORS	RL	Frame on castors – rolls (colour adequate with seat and backrest)
	BL	Castors in black colour
	GR	Castors in grey colour (RAL 7045)
TABLET	TR	Writing tablet for right-handed (colour adequate with seat and backrest)
	TL	Writing tablet for left-handed (colour adequate with seat and backrest)
	BL	Plastic elements in black colour
	GR	Plastic elements in grey colour (RAL 7045)
CLICK Chair connector, comes with all versions apart from RL and benches		

STEP CHAIRS

SEAT & BACKREST	FRAME	ARMRESTS	CASTORS	TABLET
31 BL	FL BL	NA	RL BL	TR BL
32 GR	FL GR	ARM	GR	GR
33 BL	FL BL			TL BL
33 GR	FL GR			GR



EXAMPLE OF NAMING



STEP 31 BL – FL BL – ARM – TR BL



Frame, armrests and tablet matching seat and backrest (ex. BL – black)

SEAT AND BACKREST


332 431

FRAME

FR CR FR BL

EXTRAS



T

SYMBOL DESCRIPTION		STEP BENCHES		
SEAT & BACKREST		SEAT & BACKREST	FRAME	TABLE TOP
	331	3 seat, upholstered seat and backrest		
	332	3 seat, upholstered seat and mesh backrest		
	333	3 seat, seat and backrest made of plastic		
	431	4 seat, upholstered seat and backrest		
	432	4 seat, upholstered seat and mesh backrest		
	433	4 seat, seat and backrest made of plastic		
FRAME	BL	Plastic elements in black colour		
	GR	Plastic elements in grey colour (RAL 7045)		
	FR	Frame		
	BL	Bench's frame in black colour		
	GR	Bench's frame in grey colour (RAL 7045)		
	CR	Bench's frame chrome plated		

EXAMPLE OF NAMING



STEP 431 BL – FR BL

Frame matching seat and backrest (ex. BL – black)

WAIT UP. HOLD UP. STAY UP.


We tend to associate Italian temper with abundance rather than minimalistic approach; however, WAIT chair proves this cliché to be totally unjustified. Simple, functional and yet – remarkably elegant. The complete chair is an ideal solution for a conference hall, café or modernistic dining room at home.





FEATURES & FUNCTIONS

- ▶ Wide, soft upholstered seat with injected foam.
- ▶ Plastic shield under the seat that protects the seat while stacking.
- ▶ Two kinds of backrest available: black, polypropylene (PP) • transparent, polycarbonate (PC).
- ▶ Two types of frame finish: chromium plated, high quality, i.e. C+ • powder coated, alu colour.
- ▶ Armrests with soft pads upholstered with Soti eco-leather in black colour (SI-00).
- ▶ Stacking max 3 pieces.



MODEL RANGE



▶ WAIT PP chrome

▶ WAIT PC chrome

STACKING



▶ max 3 pieces

 NEW

[WAIT]

Chairs used at the arrangement:
FANO chrome, finishes: mat anthracite, mat ecru



COLOUR RANGE

		
Mat Ecru	Mat Lime Green	Mat Orange
		
Mat Red	Mat Purple	Mat Anthracite

FEATURES & FUNCTIONS

- ▶ Polypropylene shell.
- ▶ Available in mat six colours: anthracite, lime green, ecru, orange, red, purple.
- ▶ Two types of frame finish: chromium plated, high quality, i.e. C+ • powder coated, alu colour.
- ▶ Integrated armrests.
- ▶ Stacking max 4 pieces.



Design: 999design



MODEL RANGE



▶ FANO chrome

STACKING




▶ max 4 pieces

Chairs used at the arrangement:
FIUGGI chrome, finishes: black, pistachio



COLOUR RANGE



FEATURES & FUNCTIONS

- ▶ Seat and backrest made of Tecnoprene®, i.e. polypropylene reinforced with fiberglass.
- ▶ Available in four colours: black, pistachio, cream and dark blue.
- ▶ Chromium plated metal frame.
- ▶ Stacking max 6 pieces.
- ▶ Metal elements: **CHROME**



Design: Giancarlo Bisaglia



MODEL RANGE




▶ FIUGGI chrome

STACKING



▶ max 6 pieces

Chairs used at the arrangement:
FONDO chrome, finishes: gloss orange, gloss anthracite



COLOUR RANGE



FEATURES & FUNCTIONS

- ▶ Polypropylene glossy shell.
- ▶ Available in six colours: anthracite, lime green, orange, red, purple and ecru.
- ▶ Two types of frame finish: chromium plated, high quality, i.e. C+ • powder coated, alu colour.
- ▶ Versions available: 4 – legs, 4 – legs with armrests, CFS sledge, hocker.
- ▶ Stacking max 6 pieces.



NEW

[FONDO]

Design: 999design



MODEL RANGE



STACKING



FEATURES & FUNCTIONS

- ▶ Soft upholstered seat and backrest.
- ▶ Steel armrests with plastic pads (as an option).
- ▶ Chromium plated or powder coated metal frame.
- ▶ Stacking max 8 pieces.
- ▶ Metal elements: **CHROME BLACK**



[V-SIT]



MODEL RANGE



▶ V-SIT arm chrome

▶ V-SIT chrome

STACKING



▶ max 8 pieces

In the ancient Greece rules and principles pertaining to various art forms, from music to architecture, were rigid, clearly defined, with nearly a mathematical fundament. This is why today we refer to them as classical. Classical period is regarded as the state-of-the-art phase in a political, spiritual and material development of ancient Greeks. Its style is regarded as universal.

CLASSIC
IS ALWAYS
EN VOGUE.



FEATURES & FUNCTIONS

- ▶ Soft, upholstered seat and backrest with integrated armrests.
- ▶ Base: metal cross-shaped base, chromium plated with mechanism allowing to turn the armchair while using • polished aluminum with the mechanism allowing chair height adjustment.
- ▶ Castors with chromed covers (in ST33 chrome version).
- ▶ Metal elements: **CHROME**



MODEL RANGE



▶ ATHENA steel 33 chrome

▶ ATHENA CROSS chrome

 **NEW**

[ATHENA]

Chairs used at the arrangement:
HELLO! 1S CROSS chrome, upholstery: YN-200



FEATURES & FUNCTIONS

- ▶ Upholstered seat and backrest with integrated armrests.
- ▶ Steel, chromium plated or powder coated 4-legs frame (4L and 4S versions).
- ▶ Single chromium plated steel leg on round (1S version) or cross-shaped base (1S CROSS version).
- ▶ Mechanism allowing to turn the armchair around while using (1S, 4S and 1S CROSS versions).
- ▶ Self-adopting glides (4L and 4S versions).
- ▶ HELLO! Tables available in two sizes with glass or melamine table tops.
- ▶ HELLO! Duo version available.
- ▶ Metal elements: **CHROME ALU**



[HELLO!]

Design: Francesco Geriati
All rights reserved




TABLES



▶ HELLO! Table Duo GL chrome ▶ HELLO! Table GL chrome ▶ HELLO! Table Duo MA chrome ▶ HELLO! Table MA chrome

MODEL RANGE



▶ HELLO! 4S chrome ▶ HELLO! 4L chrome ▶ HELLO! 1S chrome ▶ HELLO! 1S CROSS chrome  ▶ HELLO! Duo chrome

Chairs used at the arrangement:
CONNECT II ARM chrome, finishes: SD-06 (seat & backrest), 1.033 (armrests)
CONNECT II chrome, upholstery: SD-06 (seat & backrest)
CONNECT II shelf 60, finishes: MA-NN



EXAMPLES



FEATURES & FUNCTIONS

- ▶ Soft upholstered seat and backrest.
- ▶ Armrests with wooden pads.
- ▶ Frame: steel, chromium plated.
- ▶ *CONNECT table* available.
- ▶ Connecting shelves in 3 different shapes, assembled separately.
- ▶ Numerous options of chair and shelf linking configuration.
- ▶ Metal elements: **CHROME**



[CONNECT II]

Design: herrmann + stumpf • ulm




MODEL RANGE



▶ CONNECT II arm chrome



▶ CONNECT II chrome



▶ CONNECT II shelf 51x51



▶ CONNECT II shelf 60



▶ CONNECT II shelf 90

Chairs used at the arrangement:
LOCO II chrome, finishes: EF-037 (seat & backrest), 1.010 (armrests)



FEATURES & FUNCTIONS

- ▶ Ergonomically profiled seat and backrest.
- ▶ Armrests with wooden pads.
- ▶ Chromium plated metal frame.
- ▶ *Click* – linking chairs in a rows by means of a metal handles (*click* version).
- ▶ Stacking max 4 pieces.
- ▶ Metal elements: **CHROME**

[LOCO II]



MODEL RANGE

STACKING



▶ LOCO II chrome

▶ LOCO II click chrome

▶ max 4 pieces

Chairs used at the arrangement:
SAMBA T chrome, finishes: CM-42 (seat & backrest), 1.007 (armrests & writing tablet)



FEATURES & FUNCTIONS

- ▶ Soft upholstered seat and backrest.
- ▶ Mesh backrest (*NET* version).
- ▶ Plywood seat and backrest (*wood* version).
- ▶ Steel armrests with wooden or upholstered pads.
- ▶ Chromium plated or powder coated metal frame.
- ▶ *Link* – linking chairs in a rows by means of a plastic covers on chairs’ legs.
- ▶ Plywood folding writing tablet available for the right- and left handed (*TE* version).
- ▶ Stacking max 4 pieces.
- ▶ Metal elements: **CHROME ALU**



STACKING



- ▶ max 4 pieces
- ▶ linking chairs in rows

MODEL RANGE

* The chairs are not to be sold in Germany, Switzerland and Benelux.



- ▶ SAMBA chrome
- ▶ SAMBA wood chrome
- ▶ SAMBA NET chrome*
- ▶ SAMBA TE chrome
- ▶ SAMBA wood TE chrome
- ▶ SAMBA wood plus alu

[SAMBA]

Chairs used at the arrangement:
SALSA chrome, finishes: SI-23 (seat & backrest), 1.033 (armrests)



FEATURES & FUNCTIONS

- ▶ Soft upholstered seat and backrest.
- ▶ Plywood seat and backrest (*wood* version).
- ▶ Wooden armrests.
- ▶ Chromium plated or powder coated metal frame.
- ▶ *Link* – linking chairs in a rows by means of a plastic covers on chairs' legs.
- ▶ Stacking max 4 pieces.
- ▶ Metal elements: **CHROME ALU**

[SALSA]



MODEL RANGE



▶ SALSA chrome

▶ SALSA wood chrome

▶ linking chairs in rows

STACKING



▶ max 4 pieces

[ZEN]

FEATURES & FUNCTIONS

- ▶ Soft upholstered seat and backrest.
- ▶ Chair available with high and low backrest.
- ▶ Armrests with wooden pads (as an option).
- ▶ Chromium plated or powder coated metal frame.
- ▶ Stacking max 4 pieces.
- ▶ Metal elements: **CHROME ALU**



STACKING



▶ max 4 pieces

MODEL RANGE



▶ ZEN arm chrome

▶ ZEN lb arm chrome

▶ ZEN lb chrome



FEATURES & FUNCTIONS

- ▶ Soft upholstered seat and backrest.
- ▶ Soft, plastic armrests.
- ▶ Chromium plated or powder coated metal frame.
- ▶ Stacking max 4 pieces.
- ▶ Metal elements: **CHROME ALU BLACK**

STACKING



▶ max 4 pieces

MODEL RANGE



▶ CINQUE 4L arm black

▶ CINQUE 4L arm chrome

▶ CINQUE 4L arm alu



[CINQUE 4L]

[ATRIUM]



FEATURES & FUNCTIONS

- ▶ Comfortable armchair wholly upholstered.
- ▶ Upholstered armrests integrated with the seat and backrest.
- ▶ Smoothly adjustable chair height.
- ▶ Memory mechanism allowing to turn the armchair while using and self return of the armchair to the maximal height and the initial turning position (as an option).
- ▶ Upholstered headrest (as an option).
- ▶ Base: polished aluminum, available on glides only.
- ▶ Metal elements: **CHROME ALU**

MODEL RANGE



▶ ATRIUM HR chrome

▶ ATRIUM chrome

[CLUB SQ]



FEATURES & FUNCTIONS

- ▶ Comfortable armchair wholly upholstered.
- ▶ Upholstered armrests integrated with the seat and backrest.
- ▶ Wooden, folding writing top (*Club SQ TE* version).
- ▶ Available also *Club SQ duo* version.

MODEL RANGE



▶ CLUB SQ

▶ CLUB SQ duo

▶ CLUB SQ TE

FEATURES & FUNCTIONS

- ▶ Comfortable armchair wholly upholstered.
- ▶ Upholstered armrests integrated with the seat and backrest.
- ▶ Wooden, folding writing top (*Club TE* version)
- ▶ Available version for two (*Club Duo*) and three users (*Club Trio*).

MODEL RANGE



▶ CLUB

▶ CLUB TE



▶ CLUB Duo

▶ CLUB Trio

[CLUB]



FEATURES & FUNCTIONS

- ▶ Comfortable armchair wholly upholstered.
- ▶ Upholstered seat and backrest with integrated armrests.

MODEL RANGE



▶ DREAM

[DREAM]



[ELVA], [MALVA]



► ELVA click



► MALVA click

STACKING



► max 4 pieces

MODEL RANGE



► ELVA

► MALVA

FEATURES & FUNCTIONS

- Soft, upholstered seat and backrest.
- Solid, wooden frame.
- Wooden armrests (ELVA).
- Click frame version which allows linking chairs in rows.
- Stacking max 4 pieces.

FEATURES & FUNCTIONS

- Plywood seat and backrest.
- Solid, chromium plated or powder coated metal frame.
- Available in standard stain and solid colours.
- Stacking max 3 pieces.
- Metal elements: **CHROME ALU**

MODEL RANGE



► MEDEA chrome



► MEDEA alu

STACKING



► max 3 pieces



[MEDEA]

Design: Italian Design Associates



FEATURES & FUNCTIONS

- Plywood shell.
- Soft, upholstered seat and backrest (*plus* version).
- Soft, upholstered seat (*seat plus* version).
- Handle in the upper part of the backrest to carry the chair (version *II.20*).
- Six decorative holes in the backrest (version *II.20*).
- Solid, chromium plated or powder coated metal frame.
- Click frame version – allows linking chairs in rows.
- Stacking max 8 pieces.
- Variations of plywood chairs presented on pages: 216-223.
- Metal elements: **CHROME ALU**



[WING II]



EXAMPLES OF MODEL RANGE



► WING II chrome



► WING II chrome seat plus



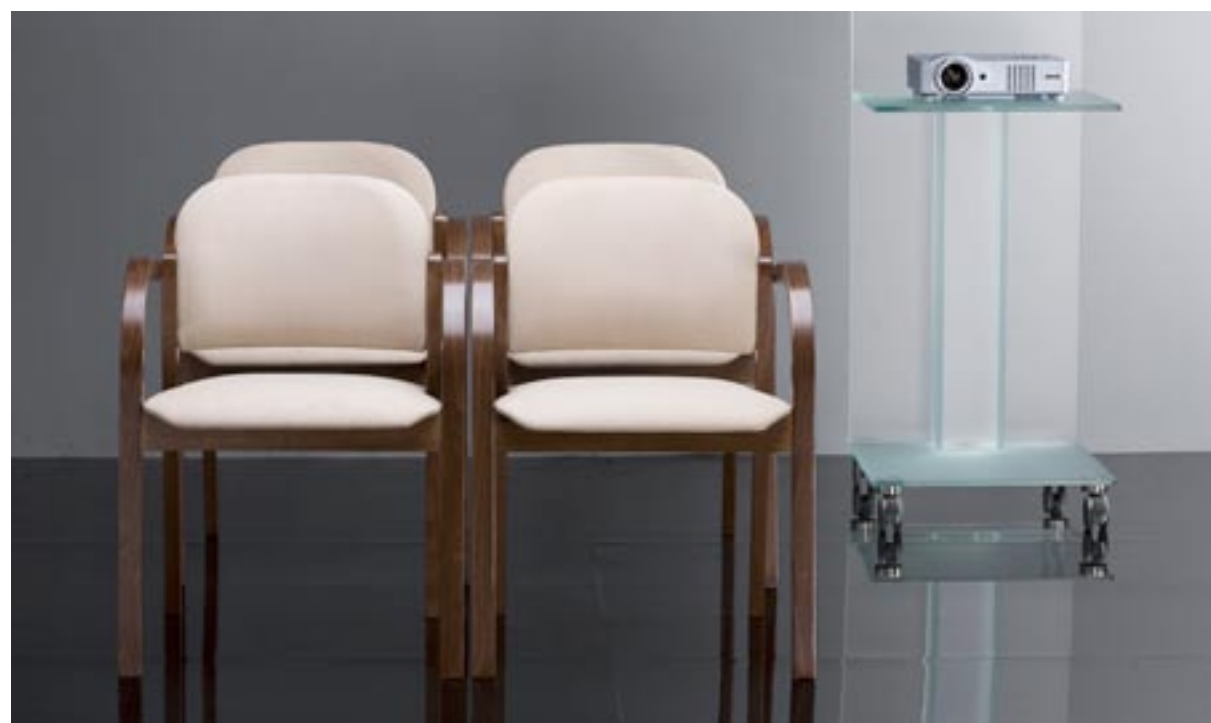
► WING II chrome plus



► WING II chrome



► click – linking chairs in rows



Chairs used at the arrangement:
BINGO HOCKER chrome, finishes: 3.OA8, 3.OB5, 3.OB4, 3.OB0, 3.O97



FEATURES & FUNCTIONS

- ▶ Profiled plywood shell.
- ▶ Soft upholstered seat and backrest (*plus* version).
- ▶ Soft upholstered seat (*seat plus* version).
- ▶ Armrests with wooden pads (as an option)
- ▶ Solid, chromium plated or powder coated metal frame.
- ▶ *Link* – linking chairs in a rows by means of a plastic covers on chairs' legs (as an option).
- ▶ *BINGO* benches also available.
- ▶ Frame construction prevents wall damage resulting from the contact of the backrest with the wall (benches).
- ▶ Stacking max 4 pieces.
- ▶ Variations of plywood chairs presented on pages: 216-223.
- ▶ Metal elements: **CHROME ALU BLACK**



[BINGO]

Design: herrmann + stump • ulm
All rights reserved



STACKING



▶ max 4 pieces

LINK



EXAMPLES OF MODEL RANGE



▶ BINGO wood chrome

▶ BINGO wood chrome plus

▶ BINGO arm wood chrome plus

▶ BINGO HOCKER chrome

▶ BINGO-3 arm alu

Chairs used at the arrangement:
ESPACIO arm seat plus chrome, finishes: M-56 (seat), 1.033 (shell & armrests)
ESPACIO seat plus chrome, finishes: M-56 (seat), 1.033 (shell)



FEATURES & FUNCTIONS

- ▶ Profiled plywood shell.
- ▶ Soft upholstered seat (*seat plus* version).
- ▶ Armrests with wooden pads (as an option).
- ▶ Chromium plated metal frame.
- ▶ Self-adopting glides.
- ▶ Plywood folding writing top available for the right- and left handed (*TE* version).
- ▶ Stacking max 4 pieces.
- ▶ Metal elements: **CHROME**



[ESPACIO]

Design: Jerzy Buchacz



STACKING



▶ max 4 pieces



▶ shield (protects the seat while stacking)

MODEL RANGE



▶ ESPACIO wood chrome



▶ ESPACIO arm wood chrome



▶ ESPACIO seat plus chrome



▶ ESPACIO arm seat plus chrome



▶ ESPACIO cfp seat plus chrome

[CAFE II]



▶ CAFE II chrome

▶ stacking max 4 pieces

FEATURES & FUNCTIONS

- ▶ Plywood shell.
- ▶ Handle in the upper part of a backrest to carry the chair.
- ▶ Solid, chromium plated or powder coated metal frame.
- ▶ Variations of plywood chairs presented on pages: 216-223.
- ▶ Stacking max 4 pieces.
- ▶ Metal elements: **CHROME ALU**

FEATURES & FUNCTIONS

- ▶ Plywood shell.
- ▶ Handle in the upper part of the backrest to carry the chair.
- ▶ Solid, chromium plated or powder coated metal frame.
- ▶ Variations of plywood chairs presented on pages: 216-223.
- ▶ Stacking max 4 pieces.
- ▶ Metal elements: **CHROME ALU**

[CAFE V]



▶ stacking max 4 pieces

▶ CAFE V chrome

[CAFE III]



▶ CAFE III chrome

▶ stacking max 4 pieces

FEATURES & FUNCTIONS

- ▶ Plywood shell.
- ▶ Solid, chromium plated or powder coated metal frame.
- ▶ Variations of plywood chairs presented on pages: 216-223.
- ▶ Stacking max 4 pieces.
- ▶ Metal elements: **CHROME ALU**

FEATURES & FUNCTIONS

- ▶ Plywood shell.
- ▶ Soft, upholstered seat and backrest (*plus* version).
- ▶ Soft, upholstered seat (*seat plus* version).
- ▶ Solid, chromium plated or powder coated metal frame.
- ▶ Variations of plywood chairs presented on pages: 216-223.
- ▶ Stacking max 4 pieces.
- ▶ Metal elements: **CHROME ALU**



▶ stacking max 4 pieces

▶ CAFE VI seat plus chrome



▶ CAFE VI plus chrome



▶ CAFE VI chrome

[CAFE VI]

[CAFE IV]



▶ CAFE IV chrome

▶ stacking max 4 pieces

FEATURES & FUNCTIONS

- ▶ Plywood shell.
- ▶ Handle in the upper part of the backrest to carry the chair.
- ▶ Solid, chromium plated or powder coated metal frame.
- ▶ Variations of plywood chairs presented on pages: 216-223.
- ▶ Stacking max 4 pieces.
- ▶ Metal elements: **CHROME ALU**

FEATURES & FUNCTIONS

- ▶ Plywood shell.
- ▶ Soft upholstered seat (*seat plus* version).
- ▶ Soft upholstered seat and backrest (*plus* version).
- ▶ Solid, chromium plated or powder coated metal frame.
- ▶ Stacking max 4 pieces.
- ▶ *CAFE VII benches* also available.
- ▶ Variations of plywood chairs presented on pages: 216-223.
- ▶ Metal elements: **CHROME ALU**



▶ CAFE VII – 3 chrome



▶ CAFE VII plus chrome



▶ CAFE VII chrome

[CAFE VII]





► VERBENA ► LANTANA ► AMMI ► KOBEA ► COLISA



► ANNATO ► ALANI ► ACEROLA ► ROSA ► LAKKA





















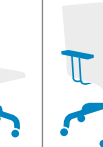

 NEW



















[PLYWOOD CHAIRS]












- Individual, original milled patterns can be made for the backrest of the plywood chair.
- The backrest can be milled through or an engraving can be made on its back (the second option is recommended for logo engraving)
- The service is available for various shells from Cafe, Wing and Bingo lines, both stained and laminated (patterns on laminated shells are only offered in the engraved-through option)
- Various shell colours are available, both stained and laminated.
- Projects are priced individually, depending on order volume and the degree of pattern complication.
- We provide technological help on pattern development.
- Before an order is placed you get a chance to see a computer rendering and prototype of your pattern.



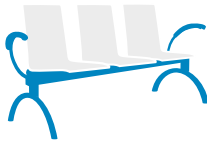








FRAME TYPE SHELL SHAPE		1									2
		AMMI	CAFE VII	COLISA	ASTER	KOBEA	LANTANA	SQUERTO	VERBENA	FAON	ALANI
Model											
4 legs type	4 LEGS (circle frame profile)	<input checked="" type="checkbox"/>	<input checked="" type="checkbox"/>	<input checked="" type="checkbox"/>	<input checked="" type="checkbox"/>	<input checked="" type="checkbox"/>	<input checked="" type="checkbox"/>		<input checked="" type="checkbox"/>	<input checked="" type="checkbox"/>	<input checked="" type="checkbox"/>
	ARM 4 legs + armrests	<input checked="" type="checkbox"/>	<input checked="" type="checkbox"/>	<input checked="" type="checkbox"/>	<input type="checkbox"/>	<input checked="" type="checkbox"/>	<input checked="" type="checkbox"/>		<input checked="" type="checkbox"/>	<input checked="" type="checkbox"/>	
	CLICK 4 legs + linking	<input type="checkbox"/>	<input checked="" type="checkbox"/>	<input type="checkbox"/>	<input type="checkbox"/>	<input type="checkbox"/>	<input type="checkbox"/>		<input type="checkbox"/>	<input type="checkbox"/>	<input type="checkbox"/>
	4 LEGS (square frame profile)	<input type="checkbox"/>		<input type="checkbox"/>	<input type="checkbox"/>	<input type="checkbox"/>	<input type="checkbox"/>	<input checked="" type="checkbox"/>	<input type="checkbox"/>	<input type="checkbox"/>	
black plastic glides in standard offer or white plastic glides as an option											
Sledge type	CF	<input type="checkbox"/>	<input checked="" type="checkbox"/>	<input type="checkbox"/>	<input type="checkbox"/>	<input type="checkbox"/>	<input type="checkbox"/>		<input type="checkbox"/>	<input type="checkbox"/>	
	CFS	<input type="checkbox"/>	<input checked="" type="checkbox"/>	<input type="checkbox"/>	<input type="checkbox"/>	<input type="checkbox"/>	<input type="checkbox"/>		<input type="checkbox"/>	<input type="checkbox"/>	
	CFL										
	GTS	<input type="checkbox"/>	<input checked="" type="checkbox"/>	<input type="checkbox"/>	<input type="checkbox"/>	<input type="checkbox"/>	<input type="checkbox"/>		<input type="checkbox"/>	<input type="checkbox"/>	<input type="checkbox"/>
	GTP										<input type="checkbox"/>
	GTS STEEL 23	<input type="checkbox"/>	<input checked="" type="checkbox"/>	<input type="checkbox"/>		<input type="checkbox"/>	<input type="checkbox"/>		<input type="checkbox"/>	<input type="checkbox"/>	<input type="checkbox"/>
	GTP STEEL 23	<input type="checkbox"/>	<input type="checkbox"/>	<input type="checkbox"/>	<input type="checkbox"/>	<input type="checkbox"/>	<input type="checkbox"/>	<input type="checkbox"/>	<input type="checkbox"/>	<input type="checkbox"/>	
Other ver.	HOCKER version		<input checked="" type="checkbox"/>							<input type="checkbox"/>	
	BENCH*	<input type="checkbox"/>	<input checked="" type="checkbox"/>	<input type="checkbox"/>	<input type="checkbox"/>	<input type="checkbox"/>	<input type="checkbox"/>		<input type="checkbox"/>	<input type="checkbox"/>	<input type="checkbox"/>
chrome legs, alu beam											
Frame colour	CHROME	<input checked="" type="checkbox"/>	<input checked="" type="checkbox"/>	<input checked="" type="checkbox"/>	<input checked="" type="checkbox"/>	<input checked="" type="checkbox"/>	<input checked="" type="checkbox"/>	<input checked="" type="checkbox"/>	<input checked="" type="checkbox"/>	<input checked="" type="checkbox"/>	<input checked="" type="checkbox"/>
	ALU	<input checked="" type="checkbox"/>	<input checked="" type="checkbox"/>	<input checked="" type="checkbox"/>	<input type="checkbox"/>	<input checked="" type="checkbox"/>	<input checked="" type="checkbox"/>	<input checked="" type="checkbox"/>	<input checked="" type="checkbox"/>	<input checked="" type="checkbox"/>	<input checked="" type="checkbox"/>
	SILVER	<input checked="" type="checkbox"/>	<input checked="" type="checkbox"/>	<input checked="" type="checkbox"/>	<input type="checkbox"/>	<input checked="" type="checkbox"/>	<input checked="" type="checkbox"/>	<input checked="" type="checkbox"/>	<input checked="" type="checkbox"/>	<input checked="" type="checkbox"/>	<input checked="" type="checkbox"/>
Seat	beech plywood – dyed	<input checked="" type="checkbox"/>	<input checked="" type="checkbox"/>	<input checked="" type="checkbox"/>	<input checked="" type="checkbox"/>	<input checked="" type="checkbox"/>	<input checked="" type="checkbox"/>	<input checked="" type="checkbox"/>	<input checked="" type="checkbox"/>	<input checked="" type="checkbox"/>	<input checked="" type="checkbox"/>
	beech plywood – solid color	<input checked="" type="checkbox"/>	<input checked="" type="checkbox"/>		<input checked="" type="checkbox"/>	<input checked="" type="checkbox"/>	<input checked="" type="checkbox"/>	<input checked="" type="checkbox"/>		<input type="checkbox"/>	<input checked="" type="checkbox"/>
	CPL laminate	<input checked="" type="checkbox"/>	<input checked="" type="checkbox"/>		<input type="checkbox"/>	<input checked="" type="checkbox"/>	<input checked="" type="checkbox"/>	<input checked="" type="checkbox"/>	<input checked="" type="checkbox"/>	<input type="checkbox"/>	<input checked="" type="checkbox"/>
Upholstered version	PLUS		<input checked="" type="checkbox"/>	<input type="checkbox"/>				<input checked="" type="checkbox"/>			
	SEAT PLUS	<input checked="" type="checkbox"/>	<input checked="" type="checkbox"/>	<input checked="" type="checkbox"/>	<input type="checkbox"/>	<input checked="" type="checkbox"/>	<input checked="" type="checkbox"/>	<input checked="" type="checkbox"/>	<input checked="" type="checkbox"/>	<input type="checkbox"/>	<input checked="" type="checkbox"/>
	A PLUS (available also in SD, LE)		<input checked="" type="checkbox"/>								
	B PLUS		<input checked="" type="checkbox"/>					<input checked="" type="checkbox"/>			
4 legs type				Sledge type			Base type				
4 LEGS	ARM: 4 LEGS + armrests	CLICK: 4 LEGS + linking	4 LEGS (square profile)	CF	CFS	CFL	GTS	GTP	GTS STEEL 23		
											

2		3					4	5		6	7
CAFE IV	CAFE V	ACEROLA	ANNATO	CAFE VI	LAKKA	ROSA	CAFE III	INABA	INABA II	KLIWIA	CAFE II
											
<input checked="" type="checkbox"/>	<input checked="" type="checkbox"/>	<input checked="" type="checkbox"/>	<input checked="" type="checkbox"/>	<input checked="" type="checkbox"/>	<input checked="" type="checkbox"/>	<input checked="" type="checkbox"/>	<input checked="" type="checkbox"/>	<input checked="" type="checkbox"/>	<input checked="" type="checkbox"/>	<input checked="" type="checkbox"/>	<input checked="" type="checkbox"/>
<input type="checkbox"/>	<input type="checkbox"/>	<input type="checkbox"/>	<input type="checkbox"/>	<input type="checkbox"/>	<input type="checkbox"/>	<input type="checkbox"/>	<input type="checkbox"/>	<input type="checkbox"/>	<input type="checkbox"/>	<input type="checkbox"/>	<input type="checkbox"/>
black plastic glides in standard offer or white plastic glides as an option											
											<input checked="" type="checkbox"/>
											<input type="checkbox"/>
											<input checked="" type="checkbox"/>
<input checked="" type="checkbox"/>	<input type="checkbox"/>	<input type="checkbox"/>	<input type="checkbox"/>	<input checked="" type="checkbox"/>	<input type="checkbox"/>	<input type="checkbox"/>	<input type="checkbox"/>	<input type="checkbox"/>	<input type="checkbox"/>	<input type="checkbox"/>	<input type="checkbox"/>
<input checked="" type="checkbox"/>	<input type="checkbox"/>	<input type="checkbox"/>	<input type="checkbox"/>	<input checked="" type="checkbox"/>	<input type="checkbox"/>	<input type="checkbox"/>	<input type="checkbox"/>				
<input type="checkbox"/>	<input type="checkbox"/>	<input type="checkbox"/>	<input type="checkbox"/>	<input type="checkbox"/>	<input type="checkbox"/>	<input type="checkbox"/>	<input type="checkbox"/>	<input type="checkbox"/>	<input type="checkbox"/>	<input type="checkbox"/>	<input type="checkbox"/>
<input type="checkbox"/>	<input type="checkbox"/>	<input type="checkbox"/>	<input type="checkbox"/>	<input type="checkbox"/>	<input type="checkbox"/>	<input type="checkbox"/>	<input type="checkbox"/>	<input type="checkbox"/>	<input type="checkbox"/>	<input type="checkbox"/>	<input type="checkbox"/>
chrome legs, alu beam											
<input checked="" type="checkbox"/>	<input checked="" type="checkbox"/>	<input checked="" type="checkbox"/>	<input checked="" type="checkbox"/>	<input checked="" type="checkbox"/>	<input checked="" type="checkbox"/>	<input checked="" type="checkbox"/>	<input checked="" type="checkbox"/>	<input checked="" type="checkbox"/>	<input checked="" type="checkbox"/>	<input checked="" type="checkbox"/>	<input checked="" type="checkbox"/>
<input checked="" type="checkbox"/>	<input checked="" type="checkbox"/>	<input checked="" type="checkbox"/>	<input checked="" type="checkbox"/>	<input checked="" type="checkbox"/>	<input checked="" type="checkbox"/>	<input checked="" type="checkbox"/>	<input checked="" type="checkbox"/>	<input checked="" type="checkbox"/>	<input checked="" type="checkbox"/>	<input checked="" type="checkbox"/>	<input checked="" type="checkbox"/>
<input checked="" type="checkbox"/>	<input checked="" type="checkbox"/>	<input checked="" type="checkbox"/>	<input checked="" type="checkbox"/>	<input checked="" type="checkbox"/>	<input checked="" type="checkbox"/>	<input checked="" type="checkbox"/>	<input checked="" type="checkbox"/>	<input checked="" type="checkbox"/>	<input checked="" type="checkbox"/>	<input checked="" type="checkbox"/>	<input checked="" type="checkbox"/>
<input checked="" type="checkbox"/>	<input checked="" type="checkbox"/>		<input checked="" type="checkbox"/>	<input checked="" type="checkbox"/>	<input checked="" type="checkbox"/>	<input checked="" type="checkbox"/>	<input checked="" type="checkbox"/>	<input checked="" type="checkbox"/>	<input checked="" type="checkbox"/>	<input checked="" type="checkbox"/>	<input checked="" type="checkbox"/>
<input checked="" type="checkbox"/>	<input checked="" type="checkbox"/>	<input checked="" type="checkbox"/>	<input checked="" type="checkbox"/>	<input checked="" type="checkbox"/>		<input checked="" type="checkbox"/>	<input checked="" type="checkbox"/>	<input checked="" type="checkbox"/>	<input checked="" type="checkbox"/>	<input checked="" type="checkbox"/>	<input checked="" type="checkbox"/>
<input checked="" type="checkbox"/>	<input checked="" type="checkbox"/>		<input checked="" type="checkbox"/>	<input checked="" type="checkbox"/>	<input checked="" type="checkbox"/>	<input checked="" type="checkbox"/>	<input checked="" type="checkbox"/>	<input checked="" type="checkbox"/>	<input checked="" type="checkbox"/>	<input checked="" type="checkbox"/>	<input checked="" type="checkbox"/>
<input checked="" type="checkbox"/>	<input checked="" type="checkbox"/>	<input type="checkbox"/>		<input checked="" type="checkbox"/>			<input type="checkbox"/>	<input type="checkbox"/>			
<input type="checkbox"/>	<input type="checkbox"/>	<input checked="" type="checkbox"/>	<input checked="" type="checkbox"/>	<input checked="" type="checkbox"/>	<input checked="" type="checkbox"/>	<input checked="" type="checkbox"/>	<input type="checkbox"/>	<input type="checkbox"/>	<input type="checkbox"/>		<input type="checkbox"/>
Other versions		Upholstered versions									
HOCKER version	BENCH	PLUS	SEAT PLUS	A PLUS	B PLUS						
											
		<input checked="" type="checkbox"/>	<input type="checkbox"/>	<input checked="" type="checkbox"/>	<input type="checkbox"/>						
		<input type="checkbox"/>	<input type="checkbox"/>	<input type="checkbox"/>	<input type="checkbox"/>						


FRAME TYPE SHELL SHAPE		8			
		BINGO	BINGO-2	BINGO-3	BINGO-4
Model					
4 legs type	4 LEGS (circle frame profile)	●			
	ARM 4 legs + armrests	●			
	LINK	●			
Sledge type	GTS	●			
	GTP	●			
Other ver.	HOCKER version	●			
	BENCH **		●	●	●
	BENCH ARM **		●	●	●
	BENCH connector		●	●	●
Frame colour	CHROME	●	●	●	●
	ALU	●	●	●	●
	SILVER	●	●	●	●
Seat	beech plywood – dyed	●	●	●	●
	beech plywood – solid color	●	●	●	●
	CPL laminate	●	●	●	●
Upholstered ver.	PLUS	●	●	●	●
	SEAT PLUS	●	●	●	●








8				
BINGO-5	BINGO-3 /T	BINGO-4 /T	BINGO-5 /T	BINGO GAP
				 *
				●
				●
				●
				○
				○
				●
●	●	●	●	○
●	●	●	●	○
●	●	●	●	○
●	●	●	●	●
●	●	●	●	○
●	●	●	●	○
●	●	●	●	○
●	●	●	●	
●	●	●	●	○






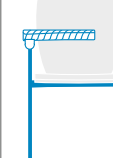
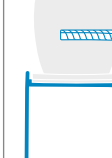
Other versions			Upholstered versions	
HOCKER version	BENCH **	BENCH ARM **	PLUS	SEAT PLUS
				





4 legs type		Base type	
4 LEGS	ARM: 4 LEGS + armrests	GTS	GTP
			

●	available versions
○	versions on special order will be considered individually
*	not available in Scandinavia
**	standard configuration: alu legs, alu beam optional configuration: chrome or black legs, black beam

FRAME TYPE SHELL SHAPE		9					
		WING I	WING I.10	WING I.40	WING II	WING II GOTHIC	WING II.20
Model							
4 legs type	4 LEGS (circle frame profile)	●	●	●	●	○	●
	ARM 4 legs + armrests	●	●	○	●	○	●
	CLICK 4 legs + linking	●	●	●	●	○	●
Writing tops	T	○	○	○	●	○	○
	T/L	○	○	○	●	○	○
	TE	○	○	○	●	○	○
	TE/L	○	○	○	●	○	○
Sledge type	CFS	○	○	○	●	○	○
	CLICK CFS	○	○	○	○	○	○
Frame colour	CHROME	●	●	●	●	○	●
	ALU	●	●	●	●	○	●
	SILVER	●	●	●	●	○	●
Seat	beech plywood – dyed	●	●	●	●	○	●
	beech plywood – solid color	●		●	●		
	CPL laminate	●	●	○	○	○	●
Upholstered version	PLUS	●		○	●		
	SEAT PLUS	●	●	●	●		●

9						
WING II.40	WING III	WING III.30	WING IV	WING IV.40	WING V	WING VI
						
●	●	●	●	●	●	●
●	○	○	○	○	○	○
●	●	●	●	●	●	●
○	○	○	○	○	○	○
○	○	○	○	○	○	○
○	○	○	○	○	○	○
○	○	○	○	○	○	○
●	○	○	○	●	○	○
○	○	○	○	○	○	○
●	●	●	●	●	●	●
●	●	●	●	●	●	●
●	●	●	●	●	●	●
●	●	●	●	●	●	●
○	●		●	○	○	○
●	●	●	●	●	●	●

4 legs type			Writing tops			
4 LEGS	ARM: 4 LEGS + armrests	CLICK: 4 LEGS + linking	T	T/L	TE	TE/L
						

Sledge type		Upholstered versions	
CFS	CLICK CFS + linking	PLUS	SEAT PLUS
			

●	available versions
○	versions on special order will be considered individually

PARTICULARLY ISO

Thanks to the multitude of versions that we have been offering for many years this chair is ideal for home offices, corporate and public institutions as well as for waiting rooms, libraries, and many other places.

The functionality and the convenience it offers are still important advantages of this simple chair. A multifunctional chair for any environment – Particularly ISO!






EXAMPLES OF MODEL RANGE

* The chairs are not to be sold in Germany, Switzerland and Benelux.



▶ ISO ergo mesh 

▶ ISO net*

▶ ISO net swing

▶ ISO - 3



▶ ISO wood

▶ ISO W

▶ ISO W plastic

▶ ISO W wood

▶ ISO wood TE

FEATURES & FUNCTIONS

- ▶ Soft upholstered seat and backrest.
- ▶ Mesh backrest available in a range of colours (*net* and *mesh* versions).
- ▶ Plywood seat and backrest (*wood* version).
- ▶ Nylon seat and backrest (*plastic* version).
- ▶ Steel or plastic armrests (as an option).
- ▶ Chromium plated or powder coated metal frame (chairs).
- ▶ Powder coated metal frame (benches).
- ▶ Plywood or plastic folding writing top available for the right- and left handed (*T*, *TE* versions).
- ▶ Basket assembled under the seat (as an option for chairs).
- ▶ *Link* – linking chairs in a rows by means of a plastic covers on a chairs legs (as an option).
- ▶ *Iso* benches available.
- ▶ Stacking max 12 pieces.
- ▶ Metal elements: **CHROME ALU BLACK**



[ISO]

 **NEW VERSION**



STACKING



▶ ISO link


▶ max 12 pieces

EXAMPLES OF MODEL RANGE



▶ ISO

▶ ISO arm

▶ ISO plastic cf 

▶ ISO T

▶ ISO TE + basket



FEATURES & FUNCTIONS

- ▶ Solid polypropylene shell.
- ▶ Non-slippery surface of the seat.
- ▶ Armrests with plastic pads (*arm* version).
- ▶ Solid, chromium plated metal frame.
- ▶ *Click* frame version – allows linking chairs in rows.
- ▶ Stacking max 8 pieces.
- ▶ Metal elements: **CHROME ALU BLACK**



[AMIGO]

Design: herrmann + stumpf • ulm



EXAMPLES OF MODEL RANGE



▶ AMIGO arm – 3 black

▶ AMIGO arm – 4 black

▶ AMIGO arm – 5 black

EXAMPLES OF MODEL RANGE



▶ AMIGO chrome

▶ AMIGO arm chrome

▶ AMIGO LINK

STACKING



▶ max 8 pieces

[BETA]



FEATURES & FUNCTIONS

- ▶ Polypropylene seat and backrest.
- ▶ Soft upholstered seat and backrest (*plus* version).
- ▶ Chromium plated metal frame.
- ▶ Plastic folding writing top available for the right- and left handed (*T* version).
- ▶ *Click* version allows linking chairs in rows (only four legs version).
- ▶ Stacking max 6 pieces.
- ▶ Metal elements: **CHROME**



STACKING



▶ max 6 pieces

MODEL RANGE



▶ BETA

▶ BETA click

▶ BETA T

▶ BETA click plus

▶ BETA cfs

FEATURES & FUNCTIONS

- ▶ Soft upholstered seat and backrest.
- ▶ Plywood seat and backrest (*wood* version).
- ▶ Soft, plastic armrests (as an option).
- ▶ Chromium plated or powder coated metal frame (chairs).
- ▶ Powder coated metal frame (benches).
- ▶ Styl benches available.
- ▶ Stacking max 6 pieces.
- ▶ Metal elements: **CHROME ALU BLACK**



STACKING



▶ max 6 pieces

EXAMPLES OF MODEL RANGE



▶ STYL alu

▶ STYL arm chrome

▶ STYL wood arm chrome

▶ STYL - 3

[RUMBA]



► RUMBA



► RUMBA net*

FEATURES & FUNCTIONS

- Soft upholstered seat and backrest.
- Mesh backrest (*net* version).
- Steel armrests with upholstered pads.
- Chromium plated metal frame.
- Metal elements: **CHROME**

* The chairs are not to be sold in Germany, Switzerland and Benelux.

FEATURES & FUNCTIONS

- Soft upholstered seat and backrest.
- Chromium plated metal frame.
- Stacking max 4 pieces.
- Metal elements: **CHROME**



[IBIS]

Design:
herrmann + stumpf•ulm



► IBIS



► stacking max 4 pieces

[CORTESSA]



► CORTESSA



► stacking max 8 pieces

FEATURES & FUNCTIONS

- Polypropylene seat and backrest.
- Chromium plated metal frame.
- Stacking max 8 pieces.
- Metal elements: **CHROME**

FEATURES & FUNCTIONS

- Soft upholstered seat and backrest.
- Armrests with wooden pads.
- Chromium plated metal frame.
- Stacking max 4 pieces
- Metal elements: **CHROME**



[IBIS ARM]

Design:
herrmann + stumpf•ulm



► IBIS arm



► stacking max 4 pieces

[VISA]



► VISA alu



► VISA chrome

FEATURES & FUNCTIONS

- Soft upholstered seat and backrest.
- Chromium plated or powder coated metal frame.
- Stacking max 4 pieces.
- Metal elements: **CHROME ALU**



► stacking max 4 pieces

FEATURES & FUNCTIONS

- Soft upholstered seat and backrest.
- Handle in the upper part of a backrest to carry the chair.
- Powder coated metal frame.
- Stacking max 4 pieces.
- Metal elements: **ALU BLACK**



► stacking max 4 pieces

[ARIOSO]



► ARIOSO alu



► ARIOSO black

[KELLY]



► KELLY chrome



► stacking max 2 pieces

FEATURES & FUNCTIONS

- Soft upholstered seat and backrest.
- Armrests with wooden pads.
- Chromium plated or powder coated metal frame.
- Stacking max 2 pieces.
- Metal elements: **CHROME ALU**

FEATURES & FUNCTIONS

- Polypropylene seat and backrest.
- Soft upholstered seat and backrest (*plus* version).
- Powder coated metal frame.
- Horizontally stackable (after folding).
- Metal elements: **ALU BLACK**



► horizontally stackable



► POLYFOLD alu plus



► POLYFOLD alu

[POLYFOLD]

[VESTA]



► VESTA chrome



FEATURES & FUNCTIONS

- Soft upholstered seat and backrest.
- Chromium plated metal frame.
- Stacking max 6 pieces.
- Metal elements: **CHROME**



► stacking max 6 pieces

FEATURES & FUNCTIONS

- Soft upholstered seat and backrest (synthetic material).
- Available in black colour only.
- Chromium plated metal frame.
- Stacking max 8 pieces.
- Metal elements: **CHROME**



► ASCONA chrome



► stacking max 8 pieces

[ASCONA]

[SYLWIA S]



► SYLWIA S chrome



► SYLWIA S arm chrome

FEATURES & FUNCTIONS

- Soft upholstered seat and backrest.
- Armrests with upholstered pads (as an option).
- Chromium plated metal frame.
- Stacking max 3 pieces.
- Metal elements: **CHROME**



► stacking max 3 pieces

FEATURES & FUNCTIONS

- Polypropylene seat and backrest.
- Chromium plated metal frame.
- Stacking max 8 pieces.
- Metal elements: **CHROME**



► stacking max 8 pieces



► CORTINA chrome

[CORTINA]



[LARA INOX]

 **NEW**

TABLE

FEATURES & FUNCTIONS

- ▶ A complete table consisting of a single leg of a round profile and a foot in a circular shape.
- ▶ The frame finished in polished inox.
- ▶ Available in two heights: matching standard conference chairs (*LARA INOX*) and lower adjusted to *HELLO!* and *CLUB* lines (*LARA INOX 580*).
- ▶ Available with TOP36 table tops (36 mm thick in four colours: MA-BI, MA-CC, MA-NT, MA-NG) and aluminum edges.
- ▶ Facilitated montage of the base to the table top.
- ▶ Metal elements: **INOX**



MODEL RANGE



▶ LARA INOX 580



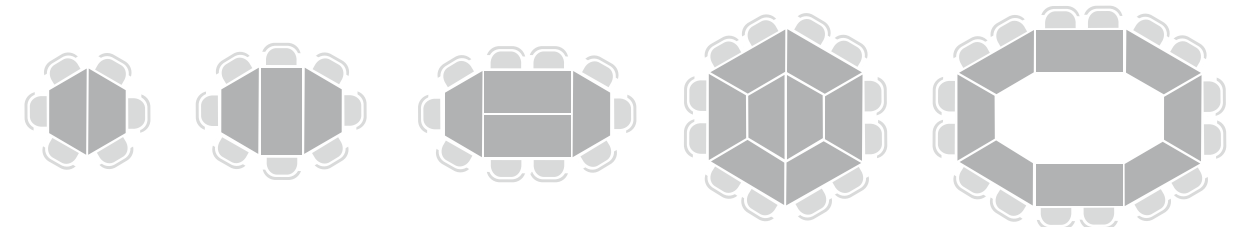
▶ LARA INOX

FEATURES & FUNCTIONS

- ▶ Conference table top made of melamine imitating wood structure.
- ▶ Edges of top covered with 2 mm thick coating of ABS plastic in colour identical to the top.
- ▶ Powder coated or chromium plated metal frame.
- ▶ Self-adopting glides.
- ▶ Table top (25 mm thick) available in different melamine colours.
- ▶ Metal elements: **CHROME ALU**



Examples of configurations:



MODEL RANGE



▶ DAIS
Index: 80X80 CR NB



▶ DAIS
Index: 160X80X80 CR NB



▶ DAIS
Index: 160X80 CR NB

[SIMPLE]

TABLE



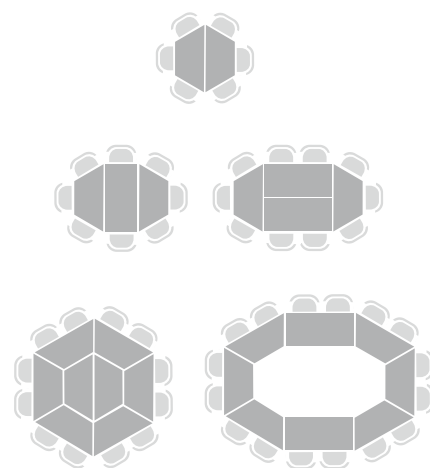
FEATURES & FUNCTIONS

- ▶ Conference table with melamine table top.
- ▶ Edges of top covered with 2 mm thick coating of ABS plastic in colour identical to the top.
- ▶ Powder coated or chromium plated metal frame.
- ▶ Table top (18 mm thick) available in MA, MP, MA-NB, MA-NE.
- ▶ Metal elements: **CHROME ALU BLACK**

CONFIGURATOR

SHAPE	DIMENSIONS [mm]	TABLE TOP THICKNESS [mm]	TABLE TOP COLOUR	FRAME and LEGS COLOUR
	800 x 800	18	MA-MP (light grey)	RAL 7035 (light grey)
	1200 x 600			RAL 7021 (dark grey)
	1200 x 800			RAL 9006 (alu)
	1400 x 800			C/B (chrome – legs / black – frame)
	1600 x 800			
	1800 x 800			
	2000 x 800			
	1600 x 800 x 800			

EXAMPLES



MODEL RANGE



▶ **SIMPLE**
Index: 80x80/C/B/MA-NB/18



▶ **SIMPLE**
Index: 160x80/C/B/MA-NB/18



▶ **SIMPLE**
Index: 160x80x80/C/B/MA-NB/18

FEATURES & FUNCTIONS

- ▶ Conference table with melamine table top (thickness 25 mm).
- ▶ Possibility of stacking after folding.
- ▶ Chromium plated metal frame available in three sizes.
- ▶ Metal elements: **CHROME**

NEW

[ERYK]

TABLE



MODEL RANGE



▶ **ERYK 1200 × 500 mm**



▶ **ERYK 1200 × 600 mm**



▶ **ERYK 1200 × 800 mm**

FEATURES & FUNCTIONS

- ▶ Conference table with melamine table top (thickness 18 mm).
- ▶ Table top available in beech colour.
- ▶ Possibility of stacking after folding.
- ▶ Powder coated metal frame and legs.
- ▶ Metal elements: **ALU BLACK**

[RICO]

TABLE



stacking

MODEL RANGE

- ▶ **RICO TABLE – 2** (1600 × 800 mm)
- ▶ **RICO TABLE – 3** (1800 × 800 mm)
- ▶ **RICO TABLE – 4** (2000 × 800 mm)

[TOP] HANGER




FEATURES & FUNCTIONS

- ▶ A coat hanger made of chromium plated metal tubes and black metal foot.
- ▶ The hanger's crown made of chromium plated rods with solid, wooden round endings – available only in beech colour.
- ▶ 18 coloured plastic hooks in beige colour.
- ▶ Metal elements: **CHROME**



[POLO] HANGER



▶ POLO alu coat hanger 600



▶ POLO alu shoe shelf 600

FEATURES & FUNCTIONS

- ▶ Coat hanger made of powder coated metal tubes, available in two sizes (600, 800 mm).
- ▶ Shoe shelf made of powder coated metal tubes, available in two sizes (600, 800 mm).
- ▶ Metal elements: **CHROME ALU BLACK**

FEATURES & FUNCTIONS

- ▶ A coat hanger made of chromium plated or powder coated metal frame.
- ▶ Chromium plated metal ring and plastic support for umbrellas.
- ▶ Metal elements: **CHROME ALU BLACK**



▶ ARIZONA black



▶ ARIZONA alu




▶ ARIZONA chrome

[ARIZONA] HANGER

[FINISHES]


[OXYGEN]

NEW FABRIC



[NEXUS]


NEW FABRIC



[FINE LEATHER]

Leather is a natural product whose particular parts may vary in texture, thickness, etc.

NEW COLOURS



[SPLIT LEATHER]

Leather is a natural product whose particular parts may vary in texture, thickness, etc.


NEW COLOUR



[SOTI]

ECO LEATHER

NEW FABRIC




[FINISHES]

[LEATHER IMITATION]

Decors marked with "N" in fire retardand version

NEW COLOURS




[MICRO]

NEW COLOURS




[MICROFIBRA]




[NOBLE LUX]

NEW FABRIC



[LUCIA]

NEW COLOURS




[FINISHES]

[24/7]
EXTREME DURABILITY




[CONTRACT]




[OBAN]

NEW COLOURS




[BASIC FABRIC]

NEW COLOURS



[MESH OP]


NEW FABRIC




Available for INTRATA, SIT.NET, OFFICER NET, ISO ERGO MESH, PICCOLO, BOBI

[FINISHES]

[MESH NT]




[MESH]



Available for MONTANA, LEONARDO, ISO NET, RUMBA NET, SAMBA NET

[STANDARD STAIN COLOURS]

NEW COLOUR




[LAMINATE]

NEW COLOUR



[SOLID COLOURS]



[MELAMINE]

NEW COLOUR




[PLASTIC]

NEW COLOURS

Available for BETA, AMIGO, CORTESSA, CORTINA, ISO PLASTIC, POLYFOLD




*Available for POLYFOLD PLUS



[PLASTIC]

NEW FINISHES


Available for FANO



Available for FONDO




Available for FIUGGI



FABRICS COMPARISON						
FABRIC	SYMBOL	WEIGHT	COMPOSITION	ABRASION RESISTANCE*	FLAMMABILITY STANDARDS	OTHER FEATURES
24/7	WK	435 g/m²	50% polyamide, 33% pure new wool, 10% visil, 7% viscose	500.000	EN 1021 1&2 (cigarette & match) BS 7176: low hazard BS 7176: medium hazard BS 5852 Section 4 Crib 5 UNI 9175 Classe 1 IM	heavy duty performance fabric (24/7)
BASIC FABRIC	C	260 g/m²	100% synthetic fibre			
CONTRACT	YN	320 g/m²	100% polyester	100.000	EN 1021 1&2 (cigarette & match) BS 7176: low hazard BS 7176: medium hazard NF-P-503 M1 DIN 4102 B1 UNI 8456 & UNI 9174 Class 1	second nature - 100 % recycled EU Ecolabel certificate
FINE LEATHER	SD		soft grain leather, varnished			
LEATHER IMITATION	V	450 g/m²	100% polyester PVC coated	50.000	the selected colours (marked as N) are fire resistant according to BS 5852: part 1: 1979 (cigarette & match)	easy to keep clean
LUCIA	YB	260 g/m²	100% polyester	50.000	EN 1021 1&2 (cigarette & match) BS 7176: low hazard BS 476: Class 1	hygienic certificate by National Hygiene Institute in Poland: PN-88/B-02855 EU Ecolabel certificate
MESH (@-MOTION)		353 g/m²	100% polyester			certificate Öko Tex 100 – the fabric is tested against harmful to health substances at each stage of production
MESH NT	NT	262 g/m²	100% polyester		EN 1021 1&2 (cigarette & match)	antistatic properties according to PN-E-05 203: 1992 certificate by the Textile Institute in Poland
MESH OP	OP	248 g/m²	100% polyester		EN 1021 1&2 (cigarette & match) – the certificate valid only for OP-24N	
MICRO	M	190 g/m²	100% polyester	35.000	EN 1021 1&2 (cigarette & match)	hygienic certificate by National Hygiene Institute in Poland: PN-88/B-02855
MICROFIBRA	CM	460 g/m²	upper layer: 100% polyester bottom layer: 70% cotton, 30% polyester	35.000	BS 5852: part 1: 1979 (cigarette & match)	certificate Öko Tex 100 - the fabric is tested against harmful to health substances at each stage of production
NEXUS	UNY	300 g/m²	100% polyester	100.000	EN 1021 1&2 (cigarette & match) BS 7176: low hazard	
NOBLE LUX	NL	285 g/m²	upper layer: 100% polyester bottom layer: 90% polyester, 10% cotton	45.000	BS 5852 (cigarette & match)	certificate Öko Tex 100 - the fabric is tested against harmful to health substances at each stage of production
OBAN	EF	230 g/m²	100% polyolefin	BS EN 14465:2003 Grade A (severe contract)	EN 1021-1 (cigarette)	hygienic certificate by National Hygiene Institute in Poland: PN-88/B-02855
OXYGEN	OX	400 g/m²	90% wool, 10% polyamide	100.000	EN 1021 1&2 (cigarette & match) BS 7176 low hazard UNI 9175 Classe 1 IM	Second nature – 100% climate neutral all processes connected with fabric production and transportation are neutral for the environment
SOTI ECO-LEATHER	SI	390 g/m²	upper layer: 53% polyurethan bottom layer: 15% cotton, 32% polyester	40.000	BS 5852 (cigarette & match) EN 1021 1&2 (cigarette & match)	hygienic certificate by National Hygiene Institute in Poland: PN-88/B-02855
SPLIT LEATHER	SP		split leather, varnished			

More information about dimensions, prices, finishes and other technical data in OFFICE PRICELIST and OFFICE FINISHES.

 reserves the right to change the constructional features of the products advertised in the catalogue. The colours of products may slightly differ from the colours printed in the catalogue.



EDITION 1

